



COAT



CLEAN



COOL



CONVEY



CONSERVE



NEW VARIBLAST Safety Air Guns..... pg. 99

NEW Sanitary Flange Line Vac™ pg. 152

NEW GET4 Static Eliminators..... pg. 108

31
CATALOG



YOU REQUESTED THIS CATALOG AND PRICE LIST.
PLEASE SEE MAILING LABEL ON BACK COVER.

Stay up to date by visiting our website and take advantage of the information and services we didn't have room to display in this catalog.



The digital home of Intelligent Compressed Air® products for industry



Where you can

- **Chat live** with our problem solving, technical expert Application Engineers
- **Watch product videos** to learn more about the features and benefits of our engineered products
- Quickly **order online** with a purchase order or credit card (US & Canada)
- **Access product presentation slides** you can use to educate others
- **Find International Distributors** all across the world



Access our Knowledge Base to

- **Download 3D models** and CAD drawings in multiple formats to place into your drawings
- **Calculate air savings and ROI** to see how quickly EXAIR products will pay off
- Search our **Case Study Library & Applications database** and become familiar with how our products solve problems
- **Use our product FAQ's** for quick access to our most common questions
- Learn about our free **Efficiency Lab** service and use it to **determine air and money savings** you can achieve when installing EXAIR engineered solutions
- Collect compressed air data and pipe sizing recommendations
- **Find Flow, Force and Heat conversions**



Visit our PDF library and download

- Electronic files of **the entire catalog** or individual sections
- **Installation and Maintenance Guides** on every EXAIR product
- Our current **price list** to have all product prices in one convenient location
- EXAIR's **Air Nozzle Blowoff Guide** to see the details on our enormous selection of sizes, materials and performance options



Follow our blog for 5 new entries a week and learn

- Details and installations of widely varied applications
- The methodology and results of critical mathematical formulas which help determine money savings, air savings, performance benefits and more
- New product releases before they reach our catalog or website
- More about EXAIR, our team and community involvement
- **Go to** blog.exair.com

Make social connections

- Watch **over 90 videos** on EXAIR's YouTube Channel and see product features and benefits, applications, Tips & Tricks, How-to, our team members, or be entertained by Professor Penurious!
- **Follow our Company on Twitter @EXAIR** or our Application Engineers and learn more about promotions, updates on manufacturing, engineering and international industry perspective.



@EXAIR_BB



@EXAIR_BF



@EXAIR_JB



@EXAIR_JN



@EXAIR_LE



@EXAIR_NR



@EXAIR_RB



@EXAIR_TD



- **Connect with us on Facebook** at facebook.com/exair or follow us on Google+



@EXAIR



Not on a PC? Our website is mobile friendly

Terms and Conditions	4
Efficiency Lab	5
Standards Compliance	208



6 EXAIR Optimization

Minimize compressed air use and detect wasteful leaks

6 Steps to Optimization	6
Electronic Flow Control	7
Digital Flowmeter with wireless capability	10
Digital Flowmeter	12
Digital Sound Level Meter	15
Ultrasonic Leak Detector	16

18



Air Knives

Blowoff, clean, dry and cool with less noise and air consumption

Super Air Knife	18
Compare Blowoffs	21
Explanation of Materials	24
Universal Air Knife Mounting System	27
Plumbing Kits	27
Standard Air Knife	31
Full-Flow Air Knife	34

36



Air Wipes

Blowoff, dry, clean and cool pipe, cable, extruded shapes and hose

Super Air Wipes	36
Standard Air Wipes	40

42



Air Amplifiers

Vent, exhaust, cool, dry and clean - with no moving parts

Super Air Amplifiers	44
Adjustable Air Amplifiers	48

50



Air Nozzles and Jets

Reduce noise levels and air costs on blowoff operations

Air Nozzles	50
Air Nozzle Comparison Chart	52
Super Air Nozzles	53
Flat Super Air Nozzles	55
Back Blow Air Nozzles	57
Safety Air Nozzles	58
Air Jets	59
High Force Air Nozzles	61
High Force Air Nozzle Comparison Chart	61
High Force Flat Super Air Nozzles	61
High Force Super Air Nozzles	61
Super Air Nozzle Clusters	65
Stay Set Hoses	65
Swivel Fittings	66
Blowoff Systems	67

68



Atomizing Nozzles

All stainless steel construction for durability and corrosion resistance

1/8 NPT Atomizing Nozzles	68
Internal Mix Narrow Angle Round Atomizing Nozzles	69
Internal Mix Wide Angle Round Atomizing Nozzles	70
Internal Mix Flat Fan Atomizing Nozzles	71
External Mix Narrow Angle Flat Fan Atomizing Nozzles	72
Siphon Fed Round Atomizing Nozzles	73
Siphon Fed Flat Fan Atomizing Nozzles	74
1/4 NPT Atomizing Nozzles	75
Internal Mix Narrow Angle Round Atomizing Nozzles	75
Internal Mix Wide Angle Round Atomizing Nozzles	76
Internal Mix Flat Fan Atomizing Nozzles	77
Internal Mix Deflected Flat Fan Atomizing Nozzles	78
Internal Mix 360° Hollow Circular Atomizing Nozzles	78
External Mix Round Atomizing Nozzles	79
External Mix Narrow Angle Flat Fan Atomizing Nozzles	80
External Mix Wide Angle Flat Fan Atomizing Nozzles	81

Atomizing Nozzles continued

Siphon Fed Round Atomizing Nozzles	82
Siphon Fed Flat Fan Atomizing Nozzles	83
1/2 NPT Atomizing Nozzles	84
Internal Mix Narrow Angle Round Atomizing Nozzles	84
Internal Mix Wide Angle Round Atomizing Nozzles	85
Internal Mix Flat Fan Atomizing Nozzles	86
Internal Mix 360° Hollow Circular Atomizing Nozzles	87
External Mix Narrow Angle Flat Fan Atomizing Nozzles	88
Siphon Fed Round Atomizing Nozzles	89

90



No Drip Atomizing Nozzles

Eliminate drips to conserve valuable liquids and improve product finishes.

1/8 NPT No Drip Atomizing Nozzles	90
No Drip Internal Mix Narrow Angle Round Atomizing Nozzles	91
No Drip Internal Mix Wide Angle Round Atomizing Nozzles	91
No Drip Internal Mix Flat Fan Atomizing Nozzles	92
No Drip External Mix Flat Fan Atomizing Nozzles	93
No Drip Siphon Fed Round Atomizing Nozzles	94
No Drip Siphon Fed Flat Fan Atomizing Nozzles	94
1/4 NPT No Drip Atomizing Nozzles	91
No Drip Internal Mix Narrow Angle Round Atomizing Nozzles	91
No Drip Internal Mix Wide Angle Round Atomizing Nozzles	91
No Drip Internal Mix Flat Fan Atomizing Nozzles	92
No Drip Internal Mix Deflected Flat Fan Atomizing Nozzles	92
No Drip Internal Mix 360° Hollow Circular Atomizing Nozzles	92
No Drip External Mix Round Atomizing Nozzles	93
No Drip External Mix Narrow Angle Flat Fan Atomizing Nozzle	93
No Drip External Mix Wide Angle Flat Fan Atomizing Nozzle	93
No Drip Siphon Fed Round Atomizing Nozzles	94
No Drip Siphon Fed Flat Fan Atomizing Nozzles	94
1/2 NPT No Drip Atomizing Nozzles	91
No Drip Internal Mix Narrow Angle Round Atomizing Nozzles	91
No Drip Internal Mix Wide Angle Round Atomizing Nozzles	91
No Drip Internal Mix Flat Fan Atomizing Nozzles	92
No Drip External Mix Narrow Angle Flat Fan Atomizing Nozzles	92
No Drip External Mix Wide Angle Flat Fan Atomizing Nozzles	92
No Drip Siphon Fed Round Atomizing Nozzles	94
No Drip Siphon Fed Flat Fan Atomizing Nozzles	94
Droplet Size/Spray Angle Information	95

96



Safety Air Guns

Safety air guns use engineered air nozzles for high performance

Chip Shields	97
Precision Safety Air Guns	98
❗ VariBlast Compact Safety Air Guns	99
Soft Grip Safety Air Guns	101
Heavy Duty Safety Air Guns	104
Back Blow Safety Air Guns	105
Super Blast Safety Air Guns	106

108



Static Eliminators

Eliminate static electricity, dust and shock hazard

❗ Gen4 Super Ion Air Knife	110
Static Meter	112
❗ Gen4 Standard Ion Air Knife	116
❗ Gen4 Ionizing Bars	118
Gen4 Super Ion Air Wipes	120
Gen4 Ion Air Cannon	122
Gen4 Ion Air Gun	124
Gen4 Ion Air Jet/Gen4 Stay Set Ion Air Jet	126
Gen4 Ionizing Point	128
❗ Gen4 Power Supplies	129

130



E-Vac[®] Vacuum Generators

Vacuums for lifting, clamping, mounting and placement

How to Build an E-Vac System	131
In-Line	132
Adjustable	135
Vacuum Cups	137

141



Air Operated Conveyors

Convey parts, materials and waste - with no moving parts

Line Vac	141
Threaded Line Vac	147
Heavy Duty Line Vac	150
❗ Sanitary Flange Line Vac	152
Light Duty Line Vac	154

156




Industrial Housekeeping

Reliable vacuums for chip removal, liquid transfer and cleaning

Reversible Drum Vac	156
High Lift Reversible Drum Vac	158
Chip Trapper	160
High Lift Chip Trapper	162
Chip Vac	164
Heavy Duty Dry Vac	166
Heavy Duty HEPA Vac	168
Vac-u-Gun	170
Deep Hole Vac-u-Gun	172

174



Vortex Tubes & Spot Cooling

Cold air for industrial spot cooling problems

Vortex Tubes	174
Adjustable Spot Cooler	182
Mini Cooler	185

186



Cool Gun Aircoolant Systems

Cool machining operations with clean, cold air

190



Cabinet Cooler[®] Systems

Cool and purge NEMA 12, 4 and 4X electrical control panels

How it Works	191
Selecting the Right Model	191
Special Duty Cabinet Coolers	192
Calculating Heat Load	194
Cabinet Cooler Sizing Guide	195
Cabinet Cooler	197
NEMA 12 Models	198
NEMA 4X Models	199
Cabinet Cooler System Accessories	200

201



Accessories

Mufflers, filters, regulators, valves, swivel fittings and more

Filters	201
Regulators	202
Silencing Mufflers	203
Valves, Swivels, Thermostats	205
Magnetic Bases, Stay Sets, Hoses	206
Air Hoses	206
Fittings	207
Receiver Tank	207



Catalog item orders received before 3 pm EDT/ EST are generally shipped from Cincinnati, Ohio on the same day. You can expect delivery within 1-4 days depending on your location.

Terms and Conditions (U.S. and Canada Only)

Terms: Net 30 days upon credit approval, Visa, MasterCard, Discover and American Express.



Cards

ICC (International Chamber of Commerce) INCOTERM 2010:
Delivery

EX WORKS (EXAIR Corporation, 11510 Goldcoast Dr., Cincinnati, Ohio 45249, USA.)

All cataloged products are shipped from stock, via U.P.S. within 24 hours after receipt of order. Priority shipment is available upon request.

Ordering: Call 1-800-903-9247 or +1-513-671-3322 Worldwide 8:00 a.m. to 5:00 p.m. ET (Mon. - Fri.)

Fax toll free 1-866-329-3924 or +1-513-671-3363 Worldwide

E-mail: orders@exair.com
www.exair.com (secure web site)

Remit to address (payments only): EXAIR Corporation Location 00766, Cincinnati, Ohio 45264-0766

Tax: Sales and use tax, where applicable, are not included.

Technical Assistance: Please call our Application Engineering Department, 1-800-90-EXAIR (1-800-903-9247), or e-mail at techhelp@exair.com.



Warranty:

* 5 Year Warranty applies to compressed air products only.
A 1 Year Warranty applies to all accessories and electrically powered products.

5 Year "Built To Last" Warranty against defects in workmanship and materials on all compressed air products*. Defective products must be returned freight prepaid for repair or replacement at our option. This warranty applies under conditions of normal use, but does not apply to defects that result from intentional damage, negligence, unreasonable use, wear or exposure.

EXAIR's Unconditional Guarantee:

Extends to all U.S. and Canadian customers and includes invoiced U.P.S. Ground Service shipping charges. Products returned after the 30 day guarantee period are subject to a 15% restocking charge. Products must be returned freight prepaid.



EXAIR unconditionally guarantees its catalogued products for 30 days.

If you are not satisfied for any reason within that time, you may return the product for full credit with no restocking charge.

Copyright Restrictions:

The content of the EXAIR Catalog, including all photos, graphics, drawings and arrangements are proprietary to EXAIR Corporation and are protected by the United States and international copyright and trademark laws. You are authorized to use the contents of the EXAIR Catalog for personal use or as it relates to your role as a current or prospective customer of EXAIR. The contents of this catalog may not be copied or modified for any type of publication or distribution without the prior written consent of EXAIR Corporation. The content of the EXAIR Catalog is the intellectual property solely of the EXAIR Corporation with no rights transferred to other parties. No part of this catalog may be reproduced for any commercial purposes without the express authorization in writing by the EXAIR Corporation.

Trademarks:

"EXAIR.com", "EXAIR", "Cabinet Cooler", "E-Vac", "Intelligent Compressed Air", and "Compressed Air Intelligence" are registered trademarks of the EXAIR Corporation. The EXAIR logo, product names, designs and descriptive phrases are trademarked by EXAIR Corporation. These trademarks may not be used without prior written permission of the EXAIR Corporation.

EXAIR Logger, VariBlast, Gen4, EFC, Digital Flowmeter, Digital Sound Level Meter, High Power Cold Gun, Super Air Knife, Standard Air Knife, Full-Flow Air Knife, Air Cannon, Super Air Amplifier, Adjustable Air Amplifier, Super Air Nozzle, Micro Air Nozzle, High Power Safety Air Nozzle, Stay Set Hose, Super Blast Safety Air Gun, Super Air Wipe, Standard Air Wipe, Super Ion Air Knife, Standard Ion Air Knife, Super Ion Air Wipe, Ion Air Cannon, Ion Air Gun, Ion Air Jet, Ionizing Light, Stay Set Ion Air Jet, Line Vac, Chip Vac, Heavy Duty Dry Vac, Heavy Duty HEPA Vac, Reversible Drum Vac, High Lift Reversible Drum Vac, Chip Trapper, High Lift Chip Trapper, Vac-u-Gun, Deep Hole Vac-u-Gun, Air Disk, Air Strik, Mini Cooler, Cold Gun Aircoolant System, and ETC are trademarks of EXAIR Corporation.



11510 Goldcoast Dr.
Cincinnati, Ohio 45249-1621
Phone Number: (513) 671-3322
Fax Number: (513) 671-3363
E-mail: techhelp@exair.com
Web Site: www.exair.com



Intelligent Compressed Air® products are identified throughout this catalog that can help your plant save tens of thousands of dollars over the course of a single year. *The Best Practices for Compressed Air Systems* manual published by the Compressed

Air Challenge® recommends products like the Super Air Knife®, Super Air Amplifier®, and the family of Super Air Nozzles® for energy conservation. Many of the products shown offer unique ways to solve common industrial problems using compressed air. Compressed Air Challenge is a registered trademark of Compressed Air Challenge, Inc.



EXAIR has partnered with Energy Star, a voluntary program of the U.S. Department of Energy and the Environmental Protection Agency. Energy Star offers energy efficient solutions to help save money while protecting the environment for future generations. EXAIR has implemented improved energy management practices and technologies throughout our facility, including energy efficient lighting, HVAC systems, and electronic thermostats. EXAIR's participation in this program underscores our commitment to conserving energy.

EXAIR products are subject to ongoing development. Specifications are subject to change without notice.

Some products in this catalog are covered by U.S. Patent #5402938, #8153001, #8268179, and #9156045, and others may be U.S. Patent Pending.

Copyright ©2017 EXAIR Corporation. All Rights Reserved.



EXAIR®

EFFICIENCYLAB★



Environmental
GREEN SOURCE
2016
NEW PRODUCT
OF THE YEAR



EXAIR



EXAIR's Intelligent Compressed Air® products vs Your current installation

EXAIR's FREE Efficiency Lab service determines how much air and dollar savings you will achieve by installing one of our Intelligent Compressed Air products.

How does the Efficiency Lab work?

Our Efficiency Lab service begins with receiving a sample of the product(s) you currently use for your application. One of our qualified Application Engineers will use calibrated testing equipment to compare the performance of your existing product(s) to an EXAIR engineered solution. These tests will determine air consumption, noise levels and force. The test results will then be published in a comprehensive report, which includes a cost savings analysis, and be provided to you. For most applications, EXAIR products can help you improve application efficiency AND typically pay for themselves in a matter of weeks.

How can I get a product tested for free?

To participate in our FREE Efficiency Lab please contact one of our Application Engineers and get the details about sending us your product(s).

You may reach an Application Engineer by phone at (800) 903-9247 or (513) 671-3322. You can send an email to lab@exair.com or visit our website and take advantage of our live help at www.exair.com.

Unable to send your product to EXAIR's Efficiency Lab?

If it is not possible to send us your product, we have a one page Product Efficiency Survey on our website (www.exair.com/labdoc.htm) where you can provide us the details about a current inefficient compressed air application. Fill in the information and click submit. You will hear from one of our Application Engineers within 3 business days.

Okay, so what is the fine print?

This service is available to all customers in the U.S. and Canada only. Some restrictions may apply.

What about confidentiality?

Yes, EXAIR will keep the results of our Efficiency Lab test and report confidential unless given permission to share that information with others.

Products must be shipped to EXAIR freight prepaid. EXAIR will pay the return shipping via UPS ground.

Super Air Wipe™ **NEW**

Blowoff, dry, clean and cool pipe, cable, extruded shapes, hose, and wire!

Split design requires no threading!




The Super Air Wipe uniformly dries a hose as it exits a bath.

- ✓ **Uniform 360° Airflow!**
- ✓ **For Environments Up To 800°F**
- ✓ **Variable Force And Flow!**


What Is The Super Air Wipe?

EXAIR's Super Air Wipe provides a uniform 360° airstream that is ideal for blowoff, drying, cleaning and cooling of pipe, cable, extruded shapes, hose, wire and more. The split design offers easy clamping around the surface of the material moving through it, eliminating the need for threading. Available from 3/8" (10mm) through 11" (279mm) diameters.

All models include stainless steel screws and shims. Stainless steel wire braided hose is also included on sizes up to 4" (102mm) for added corrosion and heat resistance. Aluminum models are rated for temperatures up to 400°F (204°C) and stainless steel models for temperatures up to 800°F (427°C).



The stainless steel Super Air Wipe is ideal for food and pharmaceutical applications.



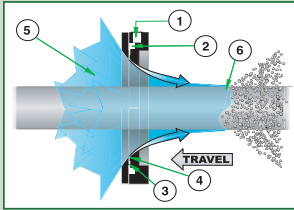
The split design of the Super Air Wipe unlatches easily to eliminate threading.

Applications

- Drying after washing, cleaning, plating or coating
- Blowoff dust and contaminants
- Cool hot extruded shapes
- Uniformly wipe surfaces
- Dry extruded profiles, rod and medical tubing
- Eliminate solution carryover - no cross contamination
- Blow excess water from automotive door gaskets
- Remove excess coatings, water and oil
- Dry tube, hose, wire, fiber optics
- Minimize solution loss due to drag-out
- Clean paint gun tips
- Dry screen printed or ink jetted surfaces
- Clean strips and ribbon


Advantages

- Quiet
- Low air consumption
- Uniform 360° airflow
- Stainless steel hardware resists corrosion
- Aluminum models for temperatures up to 400°F (204°C)
Stainless steel models for temperatures up to 800°F (427°C)
- Stainless steel hose supplied on sizes up to 4" (102mm)
- No electricity, no moving parts
- Non-contact - no wiper blade
- Split design - compact, rugged, easy to install
- Lightweight, low profile
- Tapped holes for mounting
- Variable force and flow
- Meets OSHA maximum dead end pressure and noise requirements



How The Air Wipe Works

Compressed air flows through an inlet (1) of the Air Wipe into an annular chamber (2). It is then throttled through a small ring nozzle (3) at high velocity. This primary airstream adheres to the Coanda profile (4), which directs it down the angled surface of the Air Wipe. A low pressure area is created at the center (5) inducing a high volume flow of surrounding air into the primary airstream. As the airflow leaves the Air Wipe, it creates a conical 360° ring of air that attaches itself to the surface of the material running through it (6), uniformly wiping the entire surface with the high velocity airflow.



The aluminum Super Air Wipe is available in 11 sizes from stock. The stainless steel Super Air Wipe is available in 5 sizes from stock. Other sizes are available by special order.

Why The Super Air Wipe?

Prior to the introduction of the Super Air Wipe, the only way to blowoff, dry, clean and cool cylindrical, round, or extruded surfaces was to use a ring of air nozzles. The high air consumption and noise levels of the nozzles along with inconsistent air velocity often delivered poor results. The Super Air Wipe provides a high volume, high velocity airflow that is uniformly ejected from the 360° of its inner diameter. The airstream attaches itself to the material running through it to effectively wipe, clean or dry surfaces. Velocity can be varied from a “blast” to a “breeze”. Air consumption and noise are low.

Super Air Wipe Is Easy To Use

There is a 1/4 NPT female inlet on each half of the Super Air Wipe on sizes up to 7" (178mm). Sizes 9" (229mm) and larger include two 1/4 NPT female inlets on each half in order to maintain proper air volume and performance. Aluminum Super Air Wipes up to 4" (102mm) include a brass tee that supplies one half directly and a stainless steel wire braided coupling hose rated at 400°F (204°C) to supply the other half. Stainless steel Super Air Wipes up to 4" (102mm) include a stainless steel tee and a stainless steel wire braided coupling hose rated at 800°F (427°C). Larger sizes should be piped directly.


Tapped holes on the downstream side are provided for permanent mounting if the Super Air Wipe is not held in place with rigid pipe. Coupling brackets that hold each half of the Super Air Wipe together are provided which can be installed or removed quickly if required.

Cooling Extruded Tubing

The Problem: The extruded product, being hot and pliable, would slump and produce a crooked length of tubing. The customer tried using a series of rollers to support the extrusion until it cooled enough to become stiff. This helped somewhat, but they still experienced slump between rollers. The end product still would not meet customer specifications.

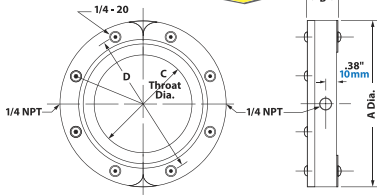
The Solution: Using a **Model 2401 1" (25mm) Super Air Wipe** positioned between two rollers, the product was cooled enough to maintain rigidity. Adding another set of Air Wipe/rollers, they were able to extrude even faster.

Comment: Not only were they able to salvage a \$30,000 order, the increased process speed enabled them to re-quote the job at a lower price and secure future business from their customer.



Super Air Wipe

Air Wipe Dimensions



Air Wipes

Air Wipe Performance

80 PSIG (5.5 BAR)	Air Consumption	Sound Level @3' (914mm)	
MODEL #	SCFM	SLPM	dBA
2399, 2429	11.1	314	82
2400, 2400SS, 2430	13.9	394	80
2401, 2401SS, 2431	19.1	541	80
2402, 2402SS, 2432	29.5	835	81
2403, 2403SS, 2433	39.8	1,127	82
2404, 2404SS, 2434	50.2	1,422	82
2405, 2435	60.6	1,716	82
2406, 2436	71.0	2,010	84
2407, 2437	81.3	2,302	85
2409, 2439	102.1	2,891	87
2411, 2441	122.8	3,477	89

Super	Std	A	B	C	D	
2399	2429	in	3.13	1.13	0.38	2.38
		mm	79	29	10	60
2400, 2400SS	2430	in	3.25	1.13	0.50	2.50
		mm	83	29	13	64
2401, 2401SS	2431	in	3.75	1.13	1	2.95
		mm	95	29	25	75
2402, 2402SS	2432	in	4.75	1.13	2	3.95
		mm	121	29	51	100
2403, 2403SS	2433	in	5.75	1.13	3	4.95
		mm	146	29	76	126
2404, 2404SS	2434	in	6.75	1.13	4	5.95
		mm	172	29	102	151
2405	2435	in	7.75	1.13	5	6.95
		mm	197	29	127	176
2406	2436	in	8.75	1.13	6	7.95
		mm	222	29	152	202
2407	2437	in	9.75	1.13	7	8.95
		mm	248	29	178	227
2409	2439	in	11.75	1.13	9	10.95
		mm	299	29	229	278
2411	2441	in	13.75	1.13	11	12.95
		mm	349	29	279	329

Super Air Wipe Specifications

The Super Air Wipe is available with throat diameters (I.D.) of 3/8", 1/2", 1", 2", 3", 4", 5", 6", 7", 9", and 11" (10, 13, 25, 51, 76, 102, 127, 152, 178, 229, and 279mm). **Special diameters are available. Please contact our factory.**

Compressed Air Inlets: The Super Air Wipe has compressed air inlets on each half. Stainless steel wire braided hose is supplied with sizes up to 4" (102mm) that couples the air supply of one half to the other. Sizes 9" (229mm) and larger have two inlets on each half that must be supplied with compressed air to maintain uniform airflow.

Filtration: The use of clean air is essential. Kits include an automatic drain filter separator with a 5 micron filter element that is sized properly for flow.


Materials of Construction: The Super Air Wipe is constructed of aluminum or stainless steel. All models use stainless steel shims and screws. Stainless steel wire braided hose is included with sizes up to 4" (102mm).

Temperature: Aluminum Super Air Wipes are rated for temperatures up to 400°F (204°C). Stainless steel models are rated for temperatures to 800°F (427°C).

Mounting: The Super Air Wipe can be supported by the compressed air supply pipe. Tapped holes (1/4-20) on the downstream side of the Super Air Wipe can also be used for mounting.

Regulation: A pressure regulator on the compressed air supply provides infinite control of flow, force and air consumption. Kits include a pressure regulator that is sized properly for flow.

Shim Sets: The Super Air Wipe has a .002" (0.05mm) gap setting. The compressed air exhausts through a gap which is set with a stainless steel shim positioned between the cap and body of the Super Air Wipe. Force and flow through the Super Air Wipe may be easily increased by adding shims to open the gap. Kits include a shim set. Shim sets include (2) .002" (0.05mm) thick stainless steel shims.




The Super Air Wipe eliminates the possibility of smoke during machining by wiping hydraulic oil from the bar stock as it enters the chuck.

Changing Performance By Adding Shims

The compressed air exhausts through a gap which is set with a shim positioned between the cap and the body of the Super Air Wipe. The Super Air Wipe is shipped with a .002" (0.05mm) thick stainless steel shim installed which works best for most applications. Force and flow may be easily increased by adding shims to open the gap. Increasing the gap opening offers higher velocity and harder hitting force. Air consumption and noise will be slightly higher. Super Air Wipe shim sets include two .002" (0.05mm) stainless steel shims that can be purchased. Shim sets are included with all kits or can be purchased separately.

Special diameter Super Air Wipes are available.
Please contact our factory.



The Super Air Wipe Kit includes a stainless steel shim set, filter separator and pressure regulator (with coupler).

Super Air Wipe Models

Super Air Wipe Only

Super Air Wipe Kits - include the Super Air Wipe, shim set, filter separator and pressure regulator (with coupler).

Super Air Wipe Shim Sets - include (2) .002" (0.05mm) thick stainless steel shims.

I.D.	Aluminum Super Air Wipe Only Model	Aluminum Super Air Wipe Kit Model	Stainless Steel Super Air Wipe Only Model	Stainless Steel Super Air Wipe Kit Model	Super Air Wipe Shim Set Model
3/8" (10mm)	2399	2449	N/A	N/A	2349SS
1/2" (13mm)	2400	2450	2400SS	2450SS	2350SS
1" (25mm)	2401	2451	2401SS	2451SS	2351SS
2" (51mm)	2402	2452	2402SS	2452SS	2352SS
3" (76mm)	2403	2453	2403SS	2453SS	2353SS
4" (102mm)	2404	2454	2404SS	2454SS	2354SS
5" (127mm)	2405	2455	N/A	N/A	2355SS
6" (152mm)	2406	2456	N/A	N/A	2356SS
7" (178mm)	2407	2457	N/A	N/A	2357SS
9" (229mm)	2409	2459	N/A	N/A	2359SS
11" (279mm)	2411	2461	N/A	N/A	2361SS

Accessories

Model #	Description
9001	Auto Drain Filter Separator, 3/8 NPT, 65 SCFM (1,841 SLPM)
9032	Auto Drain Filter Separator, 1/2 NPT, 90 SCFM (2,549 SLPM)
9002	Auto Drain Filter Separator, 3/4 NPT, 220 SCFM (6,230 SLPM)
9005	Oil Removal Filter, 3/8 NPT, 15-37 SCFM (425-1,048 SLPM)
9006	Oil Removal Filter, 3/4 NPT, 50-150 SCFM (1,416-4,248 SLPM)
9008	Pressure Regulator, 1/4 NPT, 50 SCFM (1,416 SLPM)
9033	Pressure Regulator, 1/2 NPT, 100 SCFM (2,832 SLPM)
9009	Pressure Regulator, 3/4 NPT, 220 SCFM (6,230 SLPM)
9020	Solenoid Valve, 120V, 50/60Hz, 1/4 NPT, 40 SCFM (1,133 SLPM)
9034	NEMA 4/4X Solenoid Valve, 120V, 50/60Hz, 1/2 NPT, 100 SCFM (2,832 SLPM)
9036	NEMA 4/4X Solenoid Valve, 120V, 50/60Hz, 3/4 NPT, 200 SCFM (5,664 SLPM)



A Model 2404 4" (102mm) Super Air Wipe cleans a steel rod after processing.



The flanged end of an axle is lifted through a Super Air Wipe to blow off chips after machining.




EXAIR's 1/2" Super Air Wipe dries a wire as it exits a cooling bath.

Standard Air Wipe™

Air Wipes

This hard-hitting 360° ring of airflow is the economical way to blowoff, dry, clean, and cool!




What Is The Standard Air Wipe?

EXAIR's Standard Air Wipe provides a uniform 360° airstream that is ideal for blowoff, drying, cleaning and cooling of pipe, cable, extruded shapes, hose and more. The split design offers easy clamping around the surface of the material moving through it, eliminating the need for threading.

Why The Standard Air Wipe?

The Standard Air Wipe is a good choice when the added durability of stainless steel screws, shims and hose are not required. The Standard Air Wipe uses coated screws, plastic shims and a general purpose PVC coupling air hose on sizes up to 4" (102mm). The Standard Air Wipe is best suited to applications in non-corrosive environments where temperatures do not exceed 150°F (66°C). The dimensions and performance of this product are the same as that of the Super Air Wipe which is detailed on page 38.



The Standard Air Wipe removes liquid from a plastic rod.

Standard Air Wipe Specifications

The Standard Air Wipe is available with throat diameters (I.D.) of 3/8", 1/2", 1", 2", 3", 4", 5", 6", 7", 9", and 11" (10, 13, 25, 51, 76, 102, 127, 152, 178, 229, and 279mm). **Special diameters are available. Contact our factory.**

Compressed Air Inlets: The Standard Air Wipe has compressed air inlets on each half. General purpose compressed air hose is supplied with sizes up to 4" (102mm) that couples the air supply of one half to the other. Sizes 9" (229mm) and larger have two inlets on each half that must be supplied with compressed air to maintain uniform airflow.

Filtration: The use of clean air is essential. Kits include an automatic drain filter with a 5 micron filter element that is sized properly for flow.


Materials of Construction: The Standard Air Wipe is constructed of aluminum. All models use coated screws and plastic shims. General purpose PVC air hose is included with sizes up to 4" (102mm).

Temperature: The Standard Air Wipe is rated for temperatures up to 150°F (66°C).

Mounting: The Standard Air Wipe can be supported by the compressed air supply pipe. Tapped holes (1/4-20) on the downstream side of the Standard Air Wipe can also be used for mounting.

Regulation: A pressure regulator on the compressed air supply provides infinite control of flow, force and air consumption. Kits include a pressure regulator that is sized properly for flow.

Shim Sets: The Standard Air Wipe has a .002" (0.05mm) gap setting. The compressed air exhausts through a gap which is set with a plastic shim positioned between the cap and body of the Standard Air Wipe. Force and flow through the Standard Air Wipe may be easily increased by adding shims to open the gap. Kits include a shim set (three additional shims). Shim sets include a .001" (0.03mm), .003" (0.08mm) and .004" (0.10mm) thick plastic shim.



A Model 2431 1" (25mm) Standard Air Wipe blows off the excess coating from a wire into a dip tank.



The Standard Air Wipe blows coolant off the part and back into the centerless grinder.

Special diameter Standard Air Wipes are available. Please contact our factory.

Standard Air Wipe Models

Standard Air Wipe Only

Standard Air Wipe Kits - include the Standard Air Wipe, shim set, filter separator and pressure regulator (with coupler).

Standard Air Wipe Shim Sets - include (1) each of a .001" (0.03mm), .003" (0.08mm) and .004" (0.10mm) thick plastic shim.


I.D.	Standard Air Wipe Only Model	Standard Air Wipe Kit Model	Standard Air Wipe Shim Set Model
3/8" (10mm)	2429	2479	2349
1/2" (13mm)	2430	2480	2350
1" (25mm)	2431	2481	2351
2" (51mm)	2432	2482	2352
3" (76mm)	2433	2483	2353
4" (102mm)	2434	2484	2354
5" (127mm)	2435	2485	2355
6" (152mm)	2436	2486	2356
7" (178mm)	2437	2487	2357
9" (229mm)	2439	2489	2359
11" (279mm)	2441	2491	2361

Changing Performance By Adding Shims

The compressed air exhausts through a gap which is set with a shim positioned between the cap and the body of the Standard Air Wipe. It is shipped with a .002" (0.05mm) thick plastic shim installed which works best for most applications. Force and flow may be easily increased by adding shims to open the gap. Increasing the gap opening offers higher velocity and harder hitting force. Air consumption and noise will be slightly higher. Air Wipe shim sets are available that include one each of a .001" (0.03mm), .003" (0.08mm), and .004" (0.10mm) thick shims. Shim sets are included with all kits or may be purchased separately.



The Standard Air Wipe Kit includes a shim set, filter separator and pressure regulator (with coupler).



The Standard Air Wipe is available in sizes from 3/8" (10mm) to 11" (279mm) in diameter.

Accessories

Model #	Description
9001	Auto Drain Filter Separator, 3/8 NPT, 65 SCFM (1,841 SLPM)
9032	Auto Drain Filter Separator, 1/2 NPT, 90 SCFM (2,549 SLPM)
9002	Auto Drain Filter Separator, 3/4 NPT, 220 SCFM (6,230 SLPM)
9005	Oil Removal Filter, 3/8 NPT, 15-37 SCFM (425-1,048 SLPM)
9006	Oil Removal Filter, 3/4 NPT, 50-150 SCFM (1,416-4,248 SLPM)
9008	Pressure Regulator, 1/4 NPT, 50 SCFM (1,416 SLPM)
9033	Pressure Regulator, 1/2 NPT, 100 SCFM (2,832 SLPM)
9009	Pressure Regulator, 3/4 NPT, 220 SCFM (6,230 SLPM)
9020	Solenoid Valve, 120V, 50/60Hz, 1/4 NPT, 40 SCFM (1,133 SLPM)
9034	NEMA 4/4X Solenoid Valve, 120V, 50/60Hz, 1/2 NPT, 100 SCFM (2,832 SLPM)
9036	NEMA 4/4X Solenoid Valve, 120V, 50/60Hz, 3/4 NPT, 200 SCFM (5,664 SLPM)

EXAIR® Standards Compliance

As the leader in standards compliance, EXAIR's products come with more than engineered performance, peak efficiency, the best technical knowledge and unmatched customer service...

EXAIR is dedicated to providing products that have been manufactured to meet the strict requirements of the following standards. These standards provide confidence that you are receiving reliable, high quality products which will perform as stated within the performance charts provided.

Our products meet or exceed the strict safety standards of OSHA and the European Union to ensure the safety of your personnel. Many of these standards will allow your products a smoother transaction when selling your products into international markets.

OSHA and CE Compliance: EXAIR compressed air products comply with OSHA's Safety Requirements (29 CFR 1910.242(b)), the EU General Product Safety Directive (2001/95/EC) and meet the noise limitation requirements (29 CFR-1910.95(a)), of the EU Machinery Directive (2006/42/EC). EXAIR's Electronic Flow Control and Electronic Temperature Control meet the low voltage standards of the EU Low Voltage Directive (2006/95/EC). Some EXAIR products display the CE mark where there are applicable directives. All sound level measurements are taken at 3 feet from product.



RoHS: Electrical portions of EXAIR's Static Eliminators, EFC, ETC, Digital Flowmeter solenoid valves, and thermostats comply with the RoHS (Restriction of Hazardous Substances) Directive 2011/65/EU, including the amendment outlined in the European Commission decision L 214/65.



Conflict Mineral Free: Look for this symbol to designate conflict mineral free products throughout our catalog. EXAIR supports Section 1502 of the Dodd-Frank Wall Street Reform and Consumer Protection Act. We are committed to compliance with the conflict minerals rule in order to curb the illicit trade of tin, tantalum, tungsten and gold in the DRC region. EXAIR is using the CMRT 4.20 template to document our supply chain and commitment to conflict free products.



Reach: Per Regulation (EC) No 1907/2006 Title I, Article 3, paragraph 3, the European Union has recently enacted legislation to register chemicals and substances imported into the EU to ensure a high level of protection of human health and the environment.



Per Title II, Article 7, paragraph 1, articles (products) must be registered when a substance is intended to be released under normal or reasonably foreseeable conditions of use and it is present in those articles in quantities totaling over 1 metric ton per producer or importer per year. Registration of EXAIR products is not required since they do not contain substances that are intentionally released.