

EXAIR®

MANUFACTURING INTELLIGENT COMPRESSED AIR® PRODUCTS SINCE 1983



COAT



CONSERVE



COOL



CONVEY



CLEAN



NEW

- Ion Air Cannon... pg. 108
- Ion Air Gun..... pg. 110

30
CATALOG

TECHHELP
1-800-903-9247
DIRECT

YOU REQUESTED THIS CATALOG AND PRICE LIST.
PLEASE SEE MAILING LABEL ON BACK COVER.

Stay up to date by visiting our website and take advantage of the information and services we didn't have room to display in this catalog.

EXAIR.com®

The digital home of Intelligent Compressed Air® products for industry



Where you can

- **Chat live** with our problem solving, technical expert Application Engineers
- **Watch product videos** to learn more about the features and benefits of our engineered products
- Quickly **order online** with a purchase order or credit card (US & Canada)
- **Access product presentation slides** you can use to educate others
- **Find International Distributors** all across the world



Access our Knowledge Base to

- **Download 3D models** and CAD drawings in multiple formats to place into your drawings
- **Calculate air savings and ROI** to see how quickly EXAIR products will pay off
- Search our **Case Study Library & Applications** database and become familiar with how our products solve problems
- **Use our product FAQ's** for quick access to our most common questions
- Learn about our free Efficiency Lab service and use it to **determine air and money savings** you can achieve when installing EXAIR engineered solutions
- Collect compressed air data and pipe sizing recommendations
- **Find Flow, Force and Heat conversions**



Visit our PDF library and download

- Electronic files of **the entire catalog** or individual sections
- **Installation and Maintenance Guides** on every EXAIR product
- Our current **price list** to have all product prices in one convenient location
- EXAIR's **Air Nozzle Blowoff Guide** to see the details on our enormous selection of sizes, materials and performance options



Follow our blog for 5 new entries a week and learn

- Details and installations of widely varied applications
- The methodology and results of critical mathematical formulas which help determine money savings, air savings, performance benefits and more
- New product releases before they reach our catalog or website
- More about EXAIR, our team and community involvement
- **Go to** blog.exair.com

Make social connections

- Watch **over 80 videos** on EXAIR's YouTube Channel and see product features and benefits, applications, Tips & Tricks, How-to, our team members, or be entertained by Professor Penurious!
- **Follow our Company on Twitter @EXAIR** or our Application Engineers and learn more about promotions, updates on manufacturing, engineering and international industry perspective.



@EXAIR_BF



@EXAIR_JB



@EXAIR_JN



@EXAIR_KE



@EXAIR_LE



@EXAIR_NR



@EXAIR_RB

- **Connect with us on Facebook** at facebook.com/exair or follow us on Google+



Not on a PC? Our website is mobile friendly

Terms and Conditions 4
 Efficiency Lab 5



EXAIR Optimization

Minimize compressed air use and detect wasteful leaks

6 Steps to Optimization 6
 Electronic Flow Control 7
 Digital Sound Level Meter 10
 Ultrasonic Leak Detector 11
 Digital Flowmeter 13



Air Knives

Blowoff, clean, dry and cool with less noise and air consumption

Super Air Knife 15
 Compare Blowoffs 18
 Explanation of Materials 21
 Universal Air Knife Mounting System 24
NEW Plumbing Kits 24
 Long Super Air Knife 26
 Standard Air Knife 28
 Full-Flow Air Knife 31



Air Wipes

Blowoff, dry, clean and cool pipe, cable, extruded shapes and hose

Super Air Wipes 33
 Standard Air Wipes 37



Air Amplifiers

Vent, exhaust, cool, dry and clean - with no moving parts

Super Air Amplifiers 41
 Adjustable Air Amplifiers 45



Air Nozzles and Jets

Reduce noise levels and air costs on blowoff operations

Air Nozzles 47
 Air Nozzle Comparison Chart 49
 Super Air Nozzles 50
 Flat Super Air Nozzles 52
 Back Blow Air Nozzles 54
 Safety Air Nozzles 55
NEW Air Jets 56
 High Force Air Nozzles 58
 High Force Air Nozzle Comparison Chart 58
 High Force Flat Super Air Nozzles 58
 High Force Super Air Nozzles 58
 Super Air Nozzle Clusters 62
 Stay Set Hoses 63
 Swivel Fittings 63
 Blowoff Systems 64



Atomizing Nozzles

All stainless steel construction for durability and corrosion resistance

1/4 NPT Atomizing Nozzles 66
 Internal Mix Narrow Angle Round Atomizing Nozzles 66
 Internal Mix Wide Angle Round Atomizing Nozzles 67
 Internal Mix Flat Fan Atomizing Nozzles 68
 Internal Mix Deflected Flat Fan Atomizing Nozzles 69
 Internal Mix 360° Hollow Circular Atomizing Nozzles 69
 External Mix Round Atomizing Nozzles 70

Atomizing Nozzles continued

External Mix Narrow Angle Flat Fan Atomizing Nozzles 71
 External Mix Wide Angle Flat Fan Atomizing Nozzles 72
 Siphon Fed Round Atomizing Nozzles 73
 Siphon Fed Flat Fan Atomizing Nozzles 74
 1/2 NPT Atomizing Nozzles 75
 Internal Mix Narrow Angle Round Atomizing Nozzles 75
 Internal Mix Wide Angle Round Atomizing Nozzles 76
 Internal Mix Flat Fan Atomizing Nozzles 77
 Internal Mix 360° Hollow Circular Atomizing Nozzles 78
 External Mix Narrow Angle Flat Fan Atomizing Nozzles 79
 Siphon Fed Round Atomizing Nozzles 80



No Drip Atomizing Nozzles

Eliminate drips to conserve valuable liquids and improve product finishes.

1/4 NPT No Drip Atomizing Nozzles 82
 No Drip Internal Mix Narrow Angle Round Atomizing Nozzles 82
 No Drip Internal Mix Wide Angle Round Atomizing Nozzles 82
 No Drip Internal Mix Flat Fan Atomizing Nozzles 82
 No Drip Internal Mix Deflected Flat Fan Atomizing Nozzles 82
 No Drip Internal Mix 360° Hollow Circular Atomizing Nozzles 82
 No Drip External Mix Round Atomizing Nozzles 83
 No Drip External Mix Narrow Angle Flat Fan Atomizing Nozzle 83
 No Drip External Mix Wide Angle Flat Fan Atomizing Nozzle 83
 No Drip Siphon Fed Round Atomizing Nozzles 83
 No Drip Siphon Fed Flat Fan Atomizing Nozzles 83
 1/2 NPT No Drip Atomizing Nozzles 82
 No Drip Internal Mix Narrow Angle Round Atomizing Nozzles 82
 No Drip Internal Mix Wide Angle Round Atomizing Nozzles 82
 No Drip Internal Mix Flat Fan Atomizing Nozzles 82
 No Drip Internal Mix 360° Hollow Circular Atomizing Nozzles 82
 No Drip External Mix Narrow Angle Flat Fan 83
 No Drip Siphon Fed Round Atomizing Nozzles 83
 Droplet Size/Spray Angle Information 84

85



Safety Air Guns

Safety air guns use engineered air nozzles for high performance

Chip Shields	86
Precision Safety Air Guns	87
Soft Grip Safety Air Guns	87
Heavy Duty Safety Air Guns	90
Back Blow Safety Air Guns	91
Super Blast Safety Air Guns	92

94




Static Eliminators

Eliminate static electricity, dust and shock hazard

Super Ion Air Knife	96
Static Meter	98
Standard Ion Air Knife	102
Ionizing Bars	104
Super Ion Air Wipes	106
Ion Air Cannon	108
Ion Air Gun	110
Ion Air Jet/Stay Set Ion Air Jet	112
Ionizing Point	114
Power Supplies	115

116



E-Vac® Vacuum Generators

Vacuums for lifting, clamping, mounting and placement

How to Build an E-Vac System	117
In-Line	118
Adjustable	121
Vacuum Cups	123

127



Air Operated Conveyors

Convey parts, materials and waste - with no moving parts

Line Vac	127
Threaded Line Vac	133
Heavy Duty Line Vac	136
Light Duty Line Vac	138

140



Industrial Housekeeping

Reliable vacuums for chip removal, liquid transfer and cleaning

Reversible Drum Vac	140
High Lift Reversible Drum Vac	142
Chip Trapper	144
High Lift Chip Trapper	146
Chip Vac	148
Heavy Duty Dry Vac	150
Heavy Duty HEPA Vac	152
Vac-u-Gun	154
Deep Hole Vac-u-Gun	156
Air Stik Window	158

159



Vortex Tubes & Spot Cooling

Cold air for industrial spot cooling problems

Vortex Tubes	159
Adjustable Spot Cooler	167
Mini Cooler	170

171



Cold Gun Aircoolant Systems

Cool machining operations with clean, cold air

175



Cabinet Cooler® Systems

Cool and purge NEMA 12, 4 and 4X electrical control panels

How it Works	176
Selecting the Right Model	176
Special Duty Cabinet Coolers	177
Calculating Heat Load	179
Cabinet Cooler Sizing Guide	180
NEMA 12 Models	182
NEMA 4 Models	183
NEMA 4X Models	184
Cabinet Cooler System Accessories	185

186



Accessories

Mufflers, filters, regulators, valves, swivel fittings and more


Filters	186
Regulators	187
Silencing Mufflers	188
Valves, Swivels, Thermostats	190
Magnetic Bases, Stay Sets, Hoses	191
Air Hoses	191
Fittings	192
Receiver Tank	192



Catalog item orders received before 3 pm EDT/ EST are generally shipped from Cincinnati, Ohio on the same day. You can expect delivery within 1-4 days depending on your location.

Terms and Conditions (U.S. and Canada Only)

Terms: Net 30 days upon credit approval, Visa, MasterCard, Discover and American Express.



ICC (International Chamber of Commerce) INCOTERM 2010: EX WORKS (EXAIR Corporation, 11510 Goldcoast Dr., Cincinnati, Ohio 45249, USA)

Delivery: All cataloged products are shipped from stock, via U.P.S. within 24 hours after receipt of order. Priority shipment is available upon request.

Ordering: Call 1-800-903-9247 or +1-513-671-3322 Worldwide
8:00 a.m. to 5:00 p.m. ET (Mon. - Fri.)

Fax toll free 1-866-329-3924 or
+1-513-671-3363 Worldwide

E-mail: orders@exair.com
www.exair.com (secure web site)

Remit to address (payments only):

EXAIR Corporation
Location 00766
Cincinnati, Ohio 45264-0766

Tax: Sales and use tax, where applicable, are not included.

OSHA and CE Compliance: EXAIR compressed air products comply with OSHA's Safety Requirements, the EU General Product Safety Directive (2001/95/EC) and meet the noise limitation requirements of the EU Machinery Directive (2006/42/EC). EXAIR's Electronic Flow Control and Electronic Temperature Control meet the low voltage standards of the EU Low Voltage Directive (2006/95/EC). Some EXAIR products display the CE mark where there are applicable directives. All sound level measurements are taken at 3 feet away.

RoHS: Electrical portions of EXAIR's static eliminators, EFC, ETC, solenoid valves, and thermostats comply with the RoHS (Restriction of Hazardous Substances) Directive 2002/95/EC, including the amendment outlined in the European Commission decision L 214/65.

Reach: Per Regulation (EC) No 1907/2006 Title I, Article 3, paragraph 3, the European Union has recently enacted legislation to register chemicals and substances imported into the EU to ensure a high level of protection of human health and the environment.

Per Title II, Article 7, paragraph 1, articles (products) must be registered when a substance is intended to be released under normal or reasonably foreseeable conditions of use and it is present in those articles in quantities totaling over 1 metric ton per producer or importer per year. Registration of EXAIR products is not required since they do not contain substances that are intentionally released.

Conflict Mineral Free: Look for this symbol to designate conflict mineral free products throughout our catalog. EXAIR supports Section 1502 of the Dodd-Frank Wall Street Reform and Consumer Protection Act and we are committed to compliance with the conflict minerals rule in order to curb the illicit trade of tin, tantalum, tungsten and gold in the DRC region. EXAIR is using the CMRT 3.02 template to document our supply chain and commitment to conflict free products.

Copyright Restrictions: The content of the EXAIR Catalog, including all photos, graphics, drawings and arrangements are proprietary to EXAIR Corporation and are protected by the United States and international copyright and trademark laws. You are authorized to use the contents of the EXAIR Catalog for personal use or as it relates to your role as a current or prospective customer of EXAIR. The contents of this catalog may not be copied or modified for any type of publication or distribution without the prior written consent of EXAIR Corporation. The content of the EXAIR Catalog is the intellectual property solely of the EXAIR Corporation with no rights transferred to other parties. No part of this catalog may be reproduced for any commercial purposes without the express authorization in writing by the EXAIR Corporation.

Trademarks: "EXAIR.com", "EXAIR", "Cabinet Cooler", "E-Vac", "Intelligent Compressed Air", and "Compressed Air Intelligence" are registered trademarks of the EXAIR Corporation. The EXAIR logo, product names, designs and descriptive phrases are trademarked by EXAIR Corporation. These trademarks may not be used without prior written permission of the EXAIR Corporation.

EFC, Digital Flowmeter, Digital Sound Level Meter, High Power Cold Gun, Super Air Knife, Standard Air Knife, Full-Flow Air Knife, Air Cannon, Super Air Amplifier, Adjustable Air Amplifier, Super Air Nozzle, Micro Air Nozzle, High Power Safety Air Nozzle, Stay Set Hose, Super Blast Safety Air Gun, Super Air Wipe, Standard Air Wipe, Super Ion Air Knife, Standard Ion Air Knife, Super Ion Air Wipe, Ion Air Cannon, Ion Air Gun, Ion Air Jet, Ionizing Point, Stay Set Ion Air Jet, Line Vac, Chip Vac, Heavy Duty Dry Vac, Heavy Duty HEPA Vac, Reversible Drum Vac, High Lift Reversible Drum Vac, Chip Trapper, High Lift Chip Trapper, Vac-u-Gun, Deep Hole Vac-u-Gun, Air Disk, Air Stick, Mini Cooler, Cold Gun Aircontrol System, and ETC are trademarks of EXAIR Corporation.



Intelligent Compressed Air® products are identified throughout this catalog that can help your plant save tens of thousands of dollars over the course of a single year. *The Best Practices for Compressed Air Systems* manual published by the Compressed Air Challenge® recommends products like the Super Air Knife®, Super Air Amplifier®, and the family of Super Air Nozzles® for energy conservation. Many of the products shown offer unique ways to solve common industrial problems using compressed air. Compressed Air Challenge is a registered trademark of Compressed Air Challenge, Inc.

EXAIR products are subject to ongoing development. Specifications are subject to change without notice. Some products in this catalog are covered by U.S. Patent #5402938, #8153001, #8268179, and #9156045, and others may be U.S. Patent Pending. Copyright ©2016 EXAIR Corporation. All Rights Reserved.

Technical Assistance: Please call our Application Engineering Department, 1-800-90-EXAIR (1-800-903-9247), or e-mail at techelp@exair.com.

Warranty: 5 Year "Built To Last" Warranty against defects in workmanship and materials on all compressed air products*. Defective products must be returned freight prepaid for repair or replacement at our option. This warranty applies under conditions of normal use, but does not apply to defects that result from intentional damage, negligence, unreasonable use, wear or exposure.

Built to Last 5 Year WARRANTY

*5 Year Warranty applies to compressed air products only.

A 1 Year Warranty applies to all accessories and electrically powered products.

EXAIR's Unconditional Guarantee:

Extends to all U.S. and Canadian customers and includes invoiced U.P.S. Ground Service shipping charges. Products returned after the 30 day guarantee period are subject to a 15% restocking charge. Products must be returned freight prepaid.

EXAIR Corporation

11510 Goldcoast Dr.
Cincinnati, Ohio 45249-1621
Phone Number: (513) 671-3322
Fax Number: (513) 671-3363
E-mail: techelp@exair.com
Web Site: www.exair.com



EXAIR unconditionally guarantees its cataloged products for 30 days.

If you are not satisfied for any reason within that time, you may return the product for full credit with no restocking charge.

EXAIR®

EFFICIENCYLAB



EXAIR's Intelligent Compressed Air® products vs Your current installation

How does the Efficiency Lab work?

Our Efficiency Lab service begins with receiving a sample of the product(s) you currently use for your application. One of our qualified Application Engineers will use calibrated testing equipment to compare the performance of your existing product(s) to an EXAIR engineered solution. These tests will determine air consumption, noise levels and force. The test results will then be published in a comprehensive report, which includes a cost savings analysis, and be provided to you. For most applications, EXAIR products can help you improve application efficiency AND typically pay for themselves in a matter of weeks.

How can I get a product tested for free?

To participate in our FREE Efficiency Lab please contact one of our Application Engineers and get the details about sending us your product(s).

You may reach an application Engineer by phone at (800) 903-9247 or (513) 671-3322. You can send an email to lab@exair.com or visit our website and take advantage of our live help at www.exair.com.

EXAIR's FREE Efficiency Lab service determines how much air and dollar savings you will achieve by installing one of our Intelligent Compressed Air products.

Unable to send your product to EXAIR's Efficiency Lab?

If it is not possible to send us your product, we have a one page Product Efficiency Survey on our website (www.exair.com/labdoc.htm) which will provide us the details about a current inefficient compressed air application. Fill in the information and click submit. You will hear from one of our Application Engineers within 3 business days.

Okay, so what is the fine print?

This offer is available to all customers in the U.S. and Canada only. Some restrictions may apply.

What about confidentiality?

Yes, EXAIR will keep the results of our Efficiency Lab test and report confidential unless given permission to share that information with others.

Products must be shipped to EXAIR freight prepaid. EXAIR will pay the return shipping via UPS ground.



Atomizing Spray Nozzles

All stainless steel construction for durability and corrosion resistance!

What Are Atomizing Nozzles?

EXAIR's Atomizing Spray Nozzles atomize fluids (most commonly water) in a range of spray patterns for a variety of uses. They combine liquid and compressed air to create a mist of atomized liquid that can be easily adjusted to meet the needs of your application. All models use stainless steel construction for durability and corrosion resistance. Atomizing spray nozzles are available in 1/4 NPT and 1/2 NPT sizes. See pages 66-74 for 1/4 NPT sizes and 75-80 for 1/2 NPT sizes.

EXAIR's atomizing nozzles are available in 3 basic families:

Internal Mix:

Internal mix nozzles mix the liquid and air inside the air cap and produce the finest atomization. Internal mix nozzles can be used on liquids with a viscosity up to 300 cP. Both air and liquid sides are pressure fed.

External Mix:

External mix nozzles have the highest flow rates and allow the air and liquid flows to be adjusted independently. These nozzles are best where precise liquid flow is needed. External mix nozzles can be used on liquids with a viscosity above 300 cP. Both air and liquid sides are pressure fed.

Siphon Fed:

Siphon fed nozzles require no liquid pressure and can be used with gravity fed liquids or liquids from a siphon height as much as 36 inches (91cm). Siphon fed nozzles can be used on liquids with a viscosity up to 200 cP.

Why Atomizing Nozzles?

With EXAIR's atomizing nozzles, you can coat, cool, treat and paint a variety of products. Used with water, they are an efficient way to cool hot items in your automated process. These nozzles are also an excellent choice for dust mitigation.


Sound levels for the individual Atomizing Spray Nozzles are not provided. The fluid, pressure, surfaces being treated and surrounding enclosures used in conjunction with the Atomizing Spray Nozzle to form the system will determine the actual sound levels (which can vary greatly). Max temperature is 400°F (204°C) for Atomizing Spray Nozzles. All atomizing nozzles are CE compliant.

Applications

- Washing
- Rinsing
- Coating
- Cooling
- Quenching
- Wetting (moistening)
- Humidification
- Dust Control

Advantages

- Fully adjustable
- Maximizes liquid dispersion
- Minimizes liquid consumption
- All stainless steel construction
- Compact
- Versatile
- Interchangeable liquid and air caps
- Minimizes air consumption
- Fine atomization



A Model AN1010SS Internal Mix Narrow Angle Round Atomizing Nozzle is used to mark strips of steel before they leave the mill.



A Model SR1010SS is used to supply a cooling mist for a drilling operation.



(2) Model EB1030SS atomizing nozzles are used to give a final sanitary rinse prior to labeling wine bottles.



Mounting Brackets are available - Model 901318 for 1/4 NPT and Model 901556 for 1/2 NPT atomizing nozzles.

For more information about droplet size and spray angle, see page 84.

Atomizing Nozzles



Internal Mix Narrow Angle Round Pattern - 1/4 NPT

Model AN1010SS, AN1020SS, AN1030SS, and AN1040SS

1/4 NPT internal mix narrow angle round pattern nozzles are excellent for spraying a concentrated mist of liquid. Because of the versatility of their adjustments, they can apply a heavy coat up close or send a very fine mist over 30 feet away! They are often used for precision application of lubricants during assembly, or marking items as they move through an assembly line. Narrow angle round pattern atomizing nozzles are capable of delivering the most liquid of any of our 1/4 NPT internal mix atomizing nozzles.

For pressure fed applications not requiring independent air and liquid control.



Model: AN1010SS
Material: Type 303 Stainless Steel



Model: AN1020SS
Material: Type 303 Stainless Steel



Model: AN1030SS
Material: Type 303 Stainless Steel

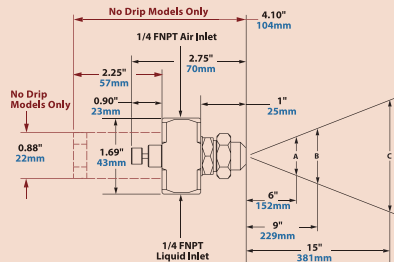


Model: AN1040SS
Material: Type 303 Stainless Steel



The amount of liquid applied can be greatly varied by adjusting the valve or inlet pressures.

Dimensions and Airflow Pattern



No Drip Only Dimensions in Red See page 81 for No Drip Atomizing Nozzles

For more information about droplet size and spray angle, see page 84.

Model	10 PSI/0.7 BAR Liquid			20 PSI/1.4 BAR Liquid			30 PSI/2.1 BAR Liquid			40 PSI/2.8 BAR Liquid			60 PSI/4.1 BAR Liquid			Spray Dimensions																											
	Air Pressure PSI/BAR	GPH/ LPH	SCFM/ SLPM	Air Pressure PSI/BAR	GPH/ LPH	SCFM/ SLPM	Air Pressure PSI/BAR	GPH/ LPH	SCFM/ SLPM	Air Pressure PSI/BAR	GPH/ LPH	SCFM/ SLPM	Air Pressure PSI/BAR	GPH/ LPH	SCFM/ SLPM	Pressure Air PSI/BAR	Liquid PSI/BAR	A in cm	B in cm	C in cm	Max. Depth feet/m																						
AN1010SS	10	0.7	1.4	5.3	0.6	17	18	1.2	1.8	6.8	0.9	25	24	1.7	2.3	8.7	1.0	28	30	2.1	2.7	10.2	1.2	34	40	2.8	3.3	12.5	1.5	42	12	0.8	10	0.7	2.3	6	3.3	8	5.0	13	6	1.8	
	20	1.4	2.8	1.0	1.2	4.5	0.7	20	22	1.5	1.6	6.1	1.0	28	32	1.9	7.2	1.3	37	38	2.6	2.3	8.7	1.5	42	52	3.6	2.8	10.6	1.9	54	20	1.4	2.0	1.4	2.8	7	3.8	10	6.0	15	8	2.4
	30	1.4	1.0	1.1	4.2	0.8	23	24	1.7	1.5	5.7	1.1	31	36	2.5	1.6	6.1	1.5	42	44	3.0	1.9	7.2	1.7	48	62	4.3	2.3	8.7	2.4	68	42	2.9	4.0	2.8	3.5	9	4.5	11	6.5	17	9	2.7
	40	2.8	1.3	4.9	1.2	34	40	2.8	1.3	4.9	1.7	48	48	3.3	1.7	6.4	2.0	57	70	4.8	1.9	7.2	2.8	79	58	6.0	4.1	4.0	10	5.0	13	7.0	18	10	3.0								
AN1020SS	10	1.1	3.7	14.0	2.8	79	28	1.9	5.2	19.7	4.0	113	40	2.8	6.0	22.7	5.2	147	48	3.3	7.0	26.5	5.9	167	65	4.5	9.9	37.5	7.0	198	38	1.7	10	0.7	2.5	6	3.5	9	5.5	14	3	3.4	
	20	1.4	2.5	9.5	3.4	96	36	2.5	2.7	10.2	5.1	144	48	3.3	3.8	14.4	6.4	181	65	4.5	3.6	13.6	8.1	229	80	5.5	6.6	25.0	8.6	244	34	2.3	3.0	2.1	3.8	10	4.3	11	6.5	17	9	2.7	
	30	1.7	1.4	5.3	4.0	113	40	2.8	1.7	6.4	5.7	161	55	3.8	2.1	7.9	7.3	207	75	5.2	1.4	5.3	9.8	277	90	6.2	4.5	17.0	10.1	1286	58	4.0	6.0	4.1	4.0	5.0	13	7.0	18	10	3.4		
	40	1.9	0.6	2.3	4.6	130	44	3.0	0.8	3.0	6.4	181	60	4.1	1.1	4.2	8.1	229	80	5.5	0.8	3.0	10.2	289	100	6.9	2.4	9.1	11	3320	65	4.5	6.0	4.1	4.0	5.5	14	7.5	19	18	5.5		
AN1030SS	10	1.8	7.8	29.5	19	54	20	1.4	12.9	48.8	2.5	71	30	2.1	15.1	57.2	3.4	96	38	2.6	18.0	68.1	4.1	116	54	3.7	23.0	87.1	5.3	150	16	1.0	0.7	2.8	7	4.5	11	6.5	17	10	3.0		
	20	1.0	6.0	22.7	2.2	62	24	1.7	9.8	37.1	3.0	85	38	2.6	9.4	35.6	4.5	127	46	3.2	13.1	49.6	5.1	144	65	4.5	17.1	64.7	6.7	190	40	2.8	3.0	2.1	3.8	10	5.5	14	8.0	20	18	5.8	
	30	1.1	4.4	16.7	2.6	74	28	1.9	7.0	26.5	3.6	102	42	2.9	7.0	26.5	5.1	144	52	3.6	9.6	36.3	6.0	170	75	5.2	12.3	46.6	8.0	227	50	3.4	4.0	2.8	4.0	10	6.0	15	8.0	20	22	6.7	
	40	1.2	3.3	12.5	2.9	82	32	2.2	4.1	15.5	4.4	125	46	3.2	5.0	18.9	5.9	167	56	3.9	7.3	27.6	6.6	187	85	5.9	7.3	27.6	9.6	272	70	4.8	6.0	4.1	4.0	6.0	15	8.0	20	26	7.9		
AN1040SS	10	1.0	6.3	23.8	3.5	99	20	1.4	24.0	90.8	3.0	85	28	1.9	33.0	125	3.4	96	32	2.2	46.5	176	2.8	79	42	2.9	66.0	250	2.7	76	14	1.0	0.7	3.0	8	4.5	11	6.5	17	10	3.0		
	20	1.1	3.0	11.4	4.2	119	24	1.7	13.0	49.2	4.2	119	32	2.2	24.0	90.8	4.6	130	40	2.8	30.0	114	5.1	144	50	3.4	34.0	204	4.3	123	24	1.7	2.0	1.4	3.5	9	6.0	15	7.5	19	21	6.4	
	30	1.1	1.0	1.0	1.0	1.0	26	1.8	9.0	34.1	4.9	139	36	2.5	12.5	47.3	5.9	167	46	3.2	16.5	62.5	6.8	193	58	4.0	19.0	148	6.6	187	44	3.0	4.0	2.8	4.5	11	7.0	18	8.5	22	30	9.1	
	40	2.8	1.9	5.5	20.8	5.6	159	40	2.8	6.0	22.7	7.4	210	50	3.4	10.3	39.0	8.2	232	70	4.8	15.8	60	10.2	289	64	4.4	6.0	4.1	5.0	13	7.0	18	9.0	23	35	10.7						





Internal Mix Wide Angle Round Pattern - 1/4 NPT

Model AW1010SS, AW1020SS, AW1030SS, and AW1040SS

EXAIR's 1/4 NPT internal mix wide angle round pattern atomizing nozzles are great for covering a broad area. They can be adjusted for a light mist or a heavy soaking spray. They are popular for dust mitigation, humidification, and cooling of products, people or livestock in a broad area. These nozzles are also perfect for applying a coating to parts packed in large containers, for example, misting a container of stamped steel parts with oil to prevent oxidation during shipment.

For pressure fed applications not requiring independent air and liquid control.



Model: AW1010SS
Material: Type 303 Stainless Steel



Model: AW1020SS
Material: Type 303 Stainless Steel



Model: AW1030SS
Material: Type 303 Stainless Steel

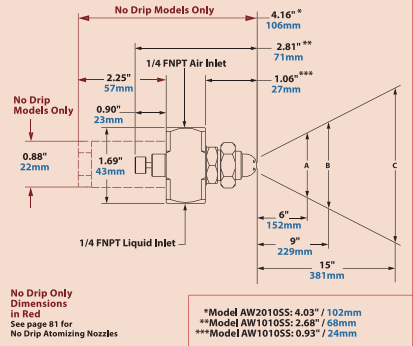


Model: AW1040SS
Material: Type 303 Stainless Steel



A model AW1030SS is used to keep dust down during charcoal briquette production.

Dimensions and Air Flow Pattern



For more information about droplet size and spray angle, see page 84.

Spray Nozzles

Model	10 PSI/0.7 BAR Liquid				20 PSI/1.4 BAR Liquid				30 PSI/2.1 BAR Liquid				40 PSI/2.8 BAR Liquid				60 PSI/4.1 BAR Liquid				Spray Dimensions																								
	Air Pressure PSI/BAR	GPH/ LPH	SCFM/ SLPM	CFM	Air Pressure PSI/BAR	GPH/ LPH	SCFM/ SLPM	CFM	Air Pressure PSI/BAR	GPH/ LPH	SCFM/ SLPM	CFM	Air Pressure PSI/BAR	GPH/ LPH	SCFM/ SLPM	CFM	Air Pressure PSI/BAR	GPH/ LPH	SCFM/ SLPM	CFM	Pressure Air PSI/ BAR	Liquid PSI/BAR	A in	B in	C in	Max. Depth feet/m																			
AW1010SS	8	0.6	1.8	6.8	0.3	8	14	1.0	2.4	9.1	0.4	11	22	1.5	2.7	10.2	0.5	14	30	2.1	3.0	11.4	0.7	20	44	3.0	3.5	13.2	0.9	25	10	0.7	10	0.7	7	18	9	23	14	36	5	1.5			
	10	0.7	1.6	6.1	0.4	11	18	1.2	2.1	7.9	0.5	14	30	2.1	2.3	8.7	0.7	20	38	2.6	2.6	9.8	0.8	23	55	3.8	3.1	11.7	1.1	31	20	1.4	2.0	1.4	9	23	11	25	12	30	16	41	6	1.8	
	12	0.8	1.5	5.7	0.4	11	22	1.5	1.9	7.2	0.6	17	36	2.5	1.9	7.2	0.8	23	46	3.2	2.1	7.9	1.0	28	65	4.5	2.5	9.5	1.3	37	42	2.9	4.0	2.8	10	25	12	30	16	41	9	2.7			
AW1020SS	14	1.0	1.3	4.9	0.5	14	26	1.8	1.6	6.1	0.7	20	40	2.8	1.6	6.1	0.9	25	50	3.4	1.9	7.2	1.1	31	70	5.2	2.1	7.9	1.5	42	60	4.1	6.0	4.1	11	28	14	36	19	48	16	41	12	3.7	
	12	0.8	2.8	10.6	1.7	48	22	1.5	4.0	15.1	2.3	65	30	2.1	5.4	20.4	2.5	71	38	2.6	6.4	24.2	2.9	82	54	3.7	8.5	32.2	3.5	99	12	0.8	10	0.7	10	0.7	10	0.7	25	13	33	18	43	9	2.7
	14	1.0	1.6	6.1	2.0	57	24	1.7	3.1	11.7	2.5	71	34	2.3	3.8	14.4	3.2	91	44	3.0	4.4	16.7	3.9	111	58	4.0	7.0	26.5	4.1	116	34	2.3	3.0	2.1	11	28	13	33	18	46	12	3.4			
AW1030SS	14	1.0	2.2	8.3	1.9	54	24	1.7	4.5	17.0	2.3	65	38	2.6	2.4	9.1	3.8	108	48	3.3	3.7	14.0	4.2	119	70	4.8	5.0	18.9	5.6	159	46	3.2	4.0	2.8	11	28	14	36	19	48	16	41	13	4.0	
	12	0.8	4.5	17.0	1.4	40	22	1.5	6.0	22.7	1.9	54	34	2.3	5.8	22.0	2.8	79	44	3.0	7.0	26.5	3.4	96	60	4.1	12.0	45.4	3.5	99	46	3.2	4.0	2.8	11	28	14	36	19	48	16	41	13	4.6	
	14	1.0	2.2	8.3	1.9	54	24	1.7	4.5	17.0	2.3	65	38	2.6	2.4	9.1	3.8	108	48	3.3	3.7	14.0	4.2	119	70	4.8	5.0	18.9	5.6	159	65	4.5	6.0	4.1	11	28	14	36	20	51	19	5.8			
AW1040SS	14	1.7	6.0	22.7	5.4	153	38	2.6	9.3	35.2	7.7	218	48	3.3	15.5	58.7	8.4	238	60	4.1	19.3	73.1	10.3	292	85	5.9	24.0	91.0	13.8	391	65	4.5	10	10	10	10	25	14	36	16	41	16	49	49	2.7
	28	1.9	4.0	15.1	6.1	173	44	3.0	5.5	20.8	9.1	258	56	3.9	9.0	34.1	10.6	300	70	4.8	12.0	45.4	12.8	362	90	6.2	21.3	80.6	15.2	430	66	4.3	2.0	1.4	11	28	14	36	18	46	18	5.5			
	30	2.1	2.5	9.5	6.7	190	48	3.3	3.5	13.2	10.0	283	62	4.3	6.0	22.7	12.1	343	80	5.5	6.5	24.6	17.7	416	95	6.6	18.5	70.0	16.5	467	75	5.2	4.0	2.8	12	30	16	41	22	56	24	7.3			
32	2.2	2.0	7.6	7.3	207	52	3.6	1.9	7.2	10.8	306	70	4.8	2.8	10.6	13.4	379	100	6.2	2.8	10.6	17.2	487	100	6.9	15.8	59.8	17.3	490	90	6.2	6.0	4.1	12	30	16	41	23	58	25	7.6				

Internal Mix Deflected Flat Fan Pattern - 1/4 NPT



Model: AD1010SS
Material: Type 303 Stainless Steel

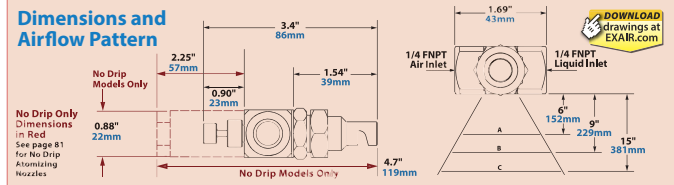


A Model AD1010SS is used to apply a protective coating to wood panels.

Model AD1010SS

1/4 NPT internal mix deflected flat fan nozzles are designed for applications where space is at a premium. The flat fan pattern sprays at a right angle to the nozzle's orientation, allowing spray to be placed precisely where it's needed in close quarters. These nozzles are ideal for coating the inside of enclosures and ductwork.

For pressure fed applications not requiring independent air and liquid control.



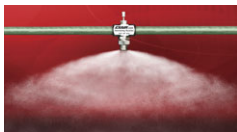
For more information about droplet size and spray angle, see page 84.

Model	10 PSI/0.7 BAR Liquid			20 PSI/1.4 BAR Liquid			30 PSI/2.1 BAR Liquid			40 PSI/2.8 BAR Liquid			60 PSI/4.1 BAR Liquid			Spray Dimensions																										
	Air Pressure PSI/BAR	GPH/LPH	SCFM/SLPM	Air Pressure PSI/BAR	GPH/LPH	SCFM/SLPM	Air Pressure PSI/BAR	GPH/LPH	SCFM/SLPM	Air Pressure PSI/BAR	GPH/LPH	SCFM/SLPM	Air Pressure PSI/BAR	GPH/LPH	SCFM/SLPM	Pressure Air PSI/ Liquid PSI/BAR	Width A in cm	B in cm	C in cm	Max. Depth in/cm																						
	AD1010SS	6	0.4	3.0	11.5	1.4	4.1	14	1.0	4.0	15.1	2.3	6.6	22	1.5	4.6	17.6	3.2	9.0	26	1.8	5.7	21.4	3.5	9.8	38	2.6	6.9	26.0	4.7	13.3	12	0.8	10	0.7	9	23	14	36	16	41	36
	8	0.6	2.7	10.1	1.8	5.0	18	1.2	3.3	12.4	2.9	8.2	26	2.1	4.1	15.4	3.7	10.5	32	2.2	4.9	18.6	4.3	12.1	54	3.7	5.3	20.1	6.6	18.8	22	1.5	20	1.4	11	28	13	33	16	41	42	107
	10	0.7	2.2	8.3	2.1	5.9	20	1.4	2.9	11.0	3.2	9.1	30	2.1	3.4	12.9	4.3	12.2	38	2.6	4.2	15.7	5.1	14.4	62	4.3	4.6	17.3	7.8	22.1	46	3.2	40	2.8	9	23	12	30	15	38	48	122
	12	0.8	1.8	6.9	2.4	6.9	22	1.5	2.3	8.9	3.6	10.1	34	2.3	2.8	10.4	5.0	14.0	46	3.2	2.7	10.3	6.3	18.0	70	4.8	3.1	11.9	9.1	25.8	70	4.8	6.0	4.1	12	30	15	38	18	46	42	107

Internal Mix 360° Hollow Circular Pattern - 1/4 NPT



Model: AT1010SS
Material: Type 303 Stainless Steel

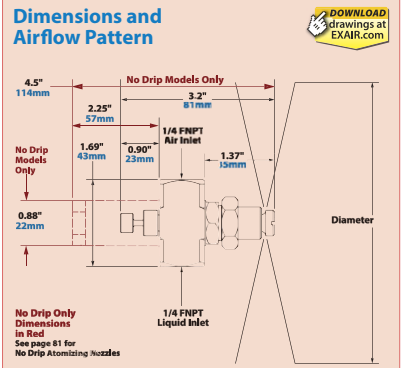


This 360° circular pattern nozzle can be used to coat inside diameters or cover a broad area of over 4' (1219mm).

Model AT1010SS

1/4 NPT internal mix 360° nozzles are designed for applications where the spray pattern must be oriented away from the nozzle in all directions. 360° nozzles are ideal where a smooth, even coating is needed on the ID of pipe or similar ductwork. They also work great for operations where a mist over a broad area is needed, such as dust suppression, humidification and cooling.

For pressure fed applications not requiring independent air and liquid control.



For more information about droplet size and spray angle, see page 84.

Model	10 PSI/0.7 BAR Liquid			20 PSI/1.4 BAR Liquid			30 PSI/2.1 BAR Liquid			40 PSI/2.8 BAR Liquid			60 PSI/4.1 BAR Liquid			Spray Dimensions																				
	Air Pressure PSI/BAR	GPH/LPH	SCFM/SLPM	Air Pressure PSI/BAR	GPH/LPH	SCFM/SLPM	Air Pressure PSI/BAR	GPH/LPH	SCFM/SLPM	Air Pressure PSI/BAR	GPH/LPH	SCFM/SLPM	Air Pressure PSI/BAR	GPH/LPH	SCFM/SLPM	Pressure Air PSI/ Liquid PSI/BAR	Diameter in cm																			
	AT1010SS	20	1.4	4.5	16.8	4.3	12.1	34	2.3	7.3	27.5	6.4	18.2	50	3.4	8.1	30.6	8.9	25.1	60	4.1	11.5	43.5	10.0	28.3	85	5.9	14.7	55.7	13.3	37.6	20	1.4	10	0.7	36
	24	1.7	2.6	9.7	5.3	15.0	38	2.6	5.2	19.6	7.3	20.6	56	3.9	5.4	20.3	10.0	28.5	70	4.8	7.1	26.8	11.8	33.5	90	6.2	12.7	47.9	14.1	39.8	34	2.3	20	1.4	39	99
	26	1.8	2.0	7.5	5.7	16.2	42	2.9	3.6	13.5	8.2	23.1	60	4.1	4.2	15.7	10.7	30.3	80	5.5	4.1	15.4	13.5	38.3	95	6.6	10.6	40.2	14.9	42.3	60	4.1	40	2.8	49	124
	28	1.9	1.6	5.9	6.2	17.6	48	3.3	2.1	7.8	9.3	26.4	70	4.8	2.0	7.4	12.6	35.6	90	6.2	2.0	7.7	15.5	43.9	100	6.9	8.9	33.7	15.8	44.9	85	5.9	60	4.1	53	135

Atomizing Nozzles

External Mix Round Pattern - 1/4 NPT



Model: ER1010SS
Material: Type 303 Stainless Steel



Model: ER1020SS
Material: Type 303 Stainless Steel



Model: ER1030SS
Material: Type 303 Stainless Steel



Model: ER1040SS
Material: Type 303 Stainless Steel



Model: ER1050SS
Material: Type 303 Stainless Steel

Model ER1010SS, ER1020SS, ER1030SS, ER1040SS and ER1050SS

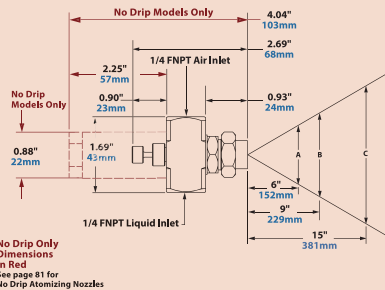
1/4 NPT external mix round pattern nozzles are great where a high volume of liquid is needed over a specific area or general area, but not in a flat pattern. Applications include spot treatments of parts, covering irregularly shaped objects or covering a container of parts with a heavy coat. They are also an excellent choice for controlling heavy dust and particulates. Since they are external mix, airflow and liquid flow can be controlled independently.

For pressure fed applications with independent air and liquid control.



(2) Model ER1020SS atomizing nozzles are used to apply a fire retardant coating to wood trim.

Dimensions and Airflow Pattern



For more information about droplet size and spray angle, see page 84.

Model	3 PSI/0.2 BAR Liquid			5 PSI/0.3 BAR Liquid			10 PSI/0.7 BAR Liquid			20 PSI/1.4 BAR Liquid			40 PSI/2.8 BAR Liquid			Spray Dimensions														
	Air Pressure PSI/BAR	GPH/ LPH	SCFM/ SLPM	Air Pressure PSI/BAR	GPH/ LPH	SCFM/ SLPM	Air Pressure PSI/BAR	GPH/ LPH	SCFM/ SLPM	Air Pressure PSI/BAR	GPH/ LPH	SCFM/ SLPM	Air Pressure PSI/BAR	GPH/ LPH	SCFM/ SLPM	Air PSI/ BAR	Liquid PSI/ BAR	Width			Max. Depth feet/m									
	A	B	C	A	B	C	A	B	C	A	B	C	A	B	C	in	mm	in	mm	in	mm									
ER1010SS	5	0.3	0.9	25.5	5	0.3	0.9	25.5	10	0.7	1.3	36.8	20	1.4	1.9	53.8	20	1.4	5	0.3	3.0	76.4	4.3	10.9	6.3	16.0	9	2.7		
	10	0.7	1.3	36.8	10	0.7	1.3	36.8	20	1.4	1.9	53.8	40	2.8	3.0	85.0	40	2.8	3.0	85.0	40	2.8	3.0	85.0	40	2.8	3.0	85.0	40	2.8
	40	2.8	3.0	85.0	50	3.4	3.5	99.1	60	4.1	4.1	116	60	4.1	4.1	116	60	4.1	4.1	116	60	4.1	4.1	116	60	4.1	4.1	116	60	4.1
ER1020SS	6	0.4	0.9	25.5	10	0.7	1.3	36.8	10	0.7	1.3	36.8	20	1.4	2.9	82.1	40	2.8	3.0	85.0	40	2.8	3.0	85.0	40	2.8	3.0	85.0	40	2.8
	10	0.7	1.3	36.8	20	1.4	1.8	51.0	10	0.7	1.3	36.8	40	2.8	4.1	116	60	4.1	4.1	116	60	4.1	4.1	116	60	4.1	4.1	116	60	4.1
	30	2.1	2.4	68.0	40	2.8	3.1	87.8	40	2.8	3.1	87.8	60	4.1	4.1	116	80	5.5	5.3	150	40	2.8	3.0	76.4	4.3	10.9	6.3	16.0	9	2.7
ER1030SS	50	3.4	3.6	102	60	4.1	4.1	116	60	4.1	4.1	116	60	4.1	4.1	116	60	4.1	4.1	116	60	4.1	4.1	116	60	4.1	4.1	116	60	4.1
	10	0.7	1.0	113	10	0.7	1.0	113	15	1.0	4.9	139	30	2.1	7.7	218	40	2.8	9.5	269	50	3.4	11.2	317	60	4.1	14.0	53.0	3.8	11.4
	40	2.8	4.4	167	50	3.4	5.5	208	60	4.1	7.7	218	80	5.5	11.2	317	60	4.1	11.2	317	60	4.1	11.2	317	60	4.1	11.2	317	60	4.1
ER1040SS	15	1.0	1.9	139	20	1.4	2.7	188	30	2.1	7.7	218	40	2.8	11.2	317	60	4.1	11.2	317	60	4.1	11.2	317	60	4.1	11.2	317	60	4.1
	30	2.1	7.7	218	30	2.1	7.7	218	40	2.8	9.5	269	50	3.4	11.2	317	60	4.1	11.2	317	60	4.1	11.2	317	60	4.1	11.2	317	60	4.1
	40	2.8	10.0	37.9	50	3.4	11.2	317	60	4.1	11.2	317	60	4.1	11.2	317	60	4.1	11.2	317	60	4.1	11.2	317	60	4.1	11.2	317	60	4.1
ER1050SS	40	2.8	14.0	99.6	55	3.8	18.0	51.0	65	4.5	21.0	595	80	5.5	25.3	716	--	--	--	--	--	--	--	--	--	--	--	--	--	
	60	4.1	16.8	470	65	4.5	21.0	595	70	4.8	22.3	631	80	5.5	25.3	716	60	4.1	27.9	790	--	--	--	--	--	--	--	--		
	65	4.5	21.0	595	80	5.5	25.3	716	90	6.2	27.9	790	--	--	--	--	--	--	--	--	--	--	--	--	--	--	--	--		

Note: When air pressure is 10x or more than liquid pressure, liquid flow may diminish.

External Mix Narrow Angle Flat Fan Pattern - 1/4 NPT



Model: EF1010SS
Material: Type 303 Stainless Steel



Model: EF1020SS
Material: Type 303 Stainless Steel



Model: EF1030SS
Material: Type 303 Stainless Steel



Model: EF1040SS
Material: Type 303 Stainless Steel

Model EF1010SS, EF1020SS, EF1030SS and EF1040SS

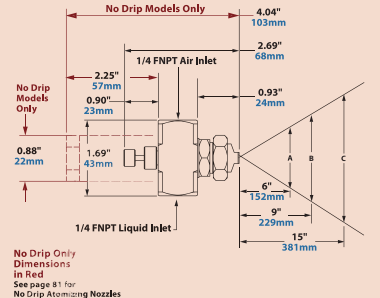
1/4 NPT external mix narrow angle flat fan pattern nozzles are great where a high volume of liquid is needed over a concentrated area. Since they are external mix, airflow and liquid flow can be controlled independently. External mix narrow angle flat fan pattern nozzles are the best choice where thicker liquids for a heavy coating are needed over a narrow band, such as a paint line.

For pressure fed applications with independent air and liquid control.



A Model EF1020SS is used to supply humidification for a corrosion test chamber.

Dimensions and Airflow Pattern



DOWNLOAD drawings at EXAIR.com

Spray Nozzles

For more information about droplet size and spray angle, see page 84.

Model	3 PSI/0.2 BAR Liquid			5 PSI/0.3 BAR Liquid			10 PSI/0.7 BAR Liquid			20 PSI/1.4 BAR Liquid			40 PSI/2.8 BAR Liquid			Spray Dimensions																								
	Air Pressure PSI/BAR	GPH/LPH	SCFM/SLPM	Air Pressure PSI/BAR	GPH/LPH	SCFM/SLPM	Air Pressure PSI/BAR	GPH/LPH	SCFM/SLPM	Air Pressure PSI/BAR	GPH/LPH	SCFM/SLPM	Air Pressure PSI/BAR	GPH/LPH	SCFM/SLPM	Pressure		Width			Max. Depth feet/m																			
	in	cm	in	in	cm	in	in	cm	in	in	cm	in	in	cm	Air PSI/BAR	Liquid PSI/BAR	A	B	C																					
EF1010SS	5	0.3		0.8	22.7	10	0.7	1.0	28.3	15	1.0	1.3	36.8	25	1.7	1.8	51.0	45	3.1	2.7	76.5	5	0.3	3	0.2	40	10.2	5.8	14.7	9.5	24.1	6	1.8							
	10	0.7		1.0	28.3	20	1.4	1.5	42.5	25	1.7	1.8	51.0	40	2.8	2.5	70.8	60	4.1	3.4	96.3	25	1.7	5	0.3	55	14.0	8.0	20.3	10.0	25.4	12	3.7							
	20	1.4	1.0	3.8	1.5	42.5	30	2.1	2.0	56.6	40	2.8	3.4	96.3	60	4.1	4.7	133	95	6.5	5.1	144	50	3.4	20	1.4	63	16.0	9.5	24.1	13.0	33.0	13	4.0						
	40	2.8		7.6	2.5	70.8	50	3.4	2.9	82.1	60	4.1	3.4	96.3	90	6.2	4.7	133	95	6.5	5.1	144	75	5.2	40	2.8	6.5	16.5	9.5	24.1	13.0	33.0	16	4.9						
EF1020SS	10	0.7		1.0	28.3	15	1.0	1.3	36.8	20	1.4	1.5	42.5	35	2.4	2.2	62.3	50	3.4	2.9	82.1	10	0.7	3	0.2	45	11.4	7.0	17.8	11.0	27.9	9	2.7							
	20	1.4		2.0	56.6	30	2.1	2.0	56.6	40	2.8	3.4	96.3	60	4.1	2.9	82.1	60	4.1	3.4	96.3	30	2.1	5	0.3	60	15.2	10.0	25.4	14.0	35.6	14	4.3							
	30	2.1	2.5	9.5	1.5	42.5	40	2.8	2.5	70.8	50	3.4	4.3	16.3	2.9	82.1	70	4.8	3.8	108	80	5.5	4.3	122	35	2.4	20	1.4	7.5	19.1	11.5	29.2	18.0	45.7	20	6.1				
	50	3.4		10.7	2.9	82.1	60	4.1	3.4	96.3	70	4.8	3.8	108	90	6.2	4.7	133	100	6.9	5.2	147	75	5.2	40	2.8	7.5	19.1	12.0	30.5	17.0	43.2	22	6.7						
EF1030SS	10	0.7		3.5	99.1	20	1.4	5.3	150	25	1.7	6.1	173	40	2.8	8.4	238	50	3.4	10.7	303	10	0.7	3	0.2	60	15.2	10.0	25.4	14.0	35.6	13	4.0							
	20	1.4		5.3	150	30	2.1	6.9	195	35	2.4	7.6	215	50	3.4	10.0	283	60	4.1	11.5	326	20	1.4	4	0.2	70	17.8	11.0	27.9	14.0	35.6	13	4.0							
	30	2.1	4.4	16.7	6.9	195	40	2.8	8.4	238	50	3.4	7.6	215	5.5	20.8	10.0	283	70	4.8	12.7	360	80	5.5	14.0	50	3.4	13.7	388	60	4.1	20	1.4	17.8	11.0	27.9	14.0	35.6	28	8.5
	50	3.4		10.7	283	60	4.1	11.5	326	70	4.8	12.7	360	90	6.2	14.8	419	95	6.5	15.1	428	75	5.2	40	2.8	7.0	17.8	11.0	27.9	14.0	35.6	30	9.1							
EF1040SS	15	1.0		4.4	125	25	1.7	6.1	173	35	2.4	7.6	215	45	3.1	9.2	261	55	3.8	10.7	303	11.5	1.0	3	0.2	60	15.2	10.0	25.4	14.0	35.6	13	4.0							
	25	1.7		6.1	173	35	2.4	7.6	215	45	3.1	9.2	261	55	3.8	10.7	303	65	4.5	12.2	345	30	2.1	3	0.2	6.8	17.3	11.0	27.9	14.0	35.6	17	5.2							
	40	2.8	10.0	37.9	8.4	238	50	3.4	10.0	283	60	4.1	11.5	326	70	4.8	12.7	360	80	5.5	13.7	388	50	3.4	10	0.7	7.5	19.1	12.0	30.5	15.0	38.1	22	6.7						
	50	3.4		10.7	283	60	4.1	11.5	326	80	5.5	13.7	388	90	6.2	14.8	419	100	6.9	16.2	459	80	5.5	20	1.4	8.0	20.3	12.0	30.5	16.0	40.6	25	7.6							

Atomizing Nozzles

External Mix Wide Angle Flat Fan Pattern - 1/4 NPT



Model: EB1010SS

Material: Type 303 Stainless Steel



Model: EB1020SS

Material: Type 303 Stainless Steel



Model: EB1030SS

Material: Type 303 Stainless Steel



Model: EB1040SS

Material: Type 303 Stainless Steel

Model EB1010SS, EB1020SS, EB1030SS and EB1040SS

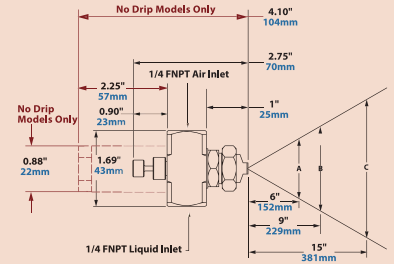
1/4 NPT external mix wide angle flat fan pattern nozzles are great where a high volume of liquid is needed over a wide area such as a conveyor line. Because they are external mix, airflow and liquid flow can be controlled independently. Common applications are those which require a moderate application of liquid over a broad area, such as cooling or coating wide webs.

For pressure fed applications with independent air and liquid control.



(2) Model EB1040SS nozzles are used to rinse wine bottles after capping.

Dimensions and Airflow Pattern



No Drip Only Dimensions in Red
See page 81 for No Drip Atomizing Nozzles

For more information about droplet size and spray angle, see page 84.

Model	3 PSI/0.2 BAR Liquid			5 PSI/0.3 BAR Liquid			10 PSI/0.7 BAR Liquid			20 PSI/1.4 BAR Liquid			40 PSI/2.8 BAR Liquid			Spray Dimensions																						
	Air Pressure PSI/ BAR	GPH/ LPH	SCFM/ SLPM	Air Pressure PSI/ BAR	GPH/ LPH	SCFM/ SLPM	Air Pressure PSI/ BAR	GPH/ LPH	SCFM/ SLPM	Air Pressure PSI/ BAR	GPH/ LPH	SCFM/ SLPM	Air Pressure PSI/ BAR	GPH/ LPH	SCFM/ SLPM	Pressure		Width			Max. Depth feet/m																	
	Air PSI/ BAR	Liquid PSI/ BAR	in cm	Air PSI/ BAR	Liquid PSI/ BAR	in cm	Air PSI/ BAR	Liquid PSI/ BAR	in cm	Air PSI/ BAR	Liquid PSI/ BAR	in cm	Air PSI/ BAR	Liquid PSI/ BAR	in cm	A	B	C																				
EB1010SS	5	0.3		0.9	25.5	5	0.3		0.9	25.5	8	0.6	1.1	31.1	10	0.7	1.3	36.8	15	1.0	1.7	48.1	10	0.7	5	0.3	8.0	20.3	11.0	27.9	14.0	35.6	9	2.7				
	8	0.6	1.0	3.8	1.1	31.1	10	0.7	1.3	36.8	10	0.7	1.3	36.8	20	1.4	2.0	56.6	20	1.4	2.0	56.6	20	1.4	2.0	56.6	20	1.4	2.0	56.6	20	1.4	2.0	56.6	20	1.4	2.0	56.6
	10	0.7		3.8	1.3	36.8	10	0.7	1.7	48.1	20	1.4	2.0	56.6	30	2.1	2.6	73.6	30	2.1	2.6	73.6	30	2.1	2.6	73.6	30	2.1	2.6	73.6	30	2.1	2.6	73.6	30	2.1	2.6	73.6
	15	1.0		4.1	1.7	48.1	20	1.4	2.0	56.6	30	2.1	2.6	73.6	35	2.4	3.0	85.0	35	2.4	3.0	85.0	35	2.4	3.0	85.0	35	2.4	3.0	85.0	35	2.4	3.0	85.0	35	2.4	3.0	85.0
EB1020SS	6	0.4		1.0	28.3	6	0.4		1.0	28.3	6	0.4		1.0	28.3	10	0.7	1.3	36.8	20	1.4	2.0	56.6	8	0.6	5	0.3	11.0	27.9	16.0	40.6	19.0	48.3	8	2.4			
	7	0.5	2.5	9.5	1.1	31.1	8	0.6	1.1	31.1	8	0.6	1.1	31.1	12	0.8	1.5	42.5	25	1.7	2.3	65.1	23	0.5	1.0	0.7	12.0	30.5	17.0	43.2	22.0	55.9	12	3.7				
	8	0.6		2.5	9.5	1.1	31.1	9	0.6	1.1	31.1	10	0.7	1.3	36.8	15	1.0	1.7	48.1	20	1.4	2.0	56.6	25	1.7	3.0	2.1	13.0	33.0	18.0	45.7	24.0	61.0	12	3.7			
	10	0.7		3.8	1.3	36.8	10	0.7	1.3	36.8	12	0.8	1.5	42.5	20	1.4	2.0	56.6	35	2.4	3.0	85.0	30	2.1	2.6	73.6	30	2.1	2.6	73.6	30	2.1	2.6	73.6	30	2.1	2.6	73.6
EB1030SS	8	0.6		3.4	96.3	10	0.7		3.8	108	15	1.0		4.8	136	35	2.4		8.4	238	50	3.4		11.0	31.1		5	0.3	13.0	33.0	20.0	48.3	21.0	53.3	13	4.0		
	15	1.0		4.4	16.7	4.8	136	20	1.4	5.9	167	25	1.7	6.7	190	45	3.1	10.1	286	65	4.5	12.3	348	75	5.2	14.0	35.6	10.0	45.7	24.0	61.0	21.0	53.3	16	4.9			
	20	1.4		4.6	16.7	5.9	167	25	1.7	6.7	190	35	2.4	7.6	215	55	3.8	11.7	311	85	5.9	15.7	445	60	4.1	3.0	2.1	14.0	35.6	18.0	45.7	24.0	61.0	26	7.9			
	25	1.7		4.6	16.7	6.7	190	30	2.1	7.6	215	40	2.8	9.3	263	60	4.1	12.0	340	95	6.5	16.8	476	70	4.8	2.8	14.0	35.6	18.0	45.7	24.0	61.0	30	9.1				
EB1040SS	10	0.7		3.8	108	15	1.0		4.8	136	25	1.7	6.7	190	45	3.1	10.1	286	75	5.2	13.7	388	30	2.1	5	0.3	13.0	33.0	20.0	48.3	24.0	61.0	17	5.2				
	15	1.0		3.7	108	18	1.1		4.8	136	20	1.4	5.9	167	30	2.1	7.6	215	50	3.4	11.0	311	55	3.8	11.7	311	55	3.8	11.7	311	55	3.8	11.7	311	55	3.8		
	20	1.4		3.7	108	5.9	167	30	2.1	7.6	215	40	2.8	9.3	263	70	4.8	13.4	379	95	6.5	16.8	476	60	4.1	3.0	2.1	14.0	35.6	20.0	50.8	26.0	68.0	19	5.8			
	25	1.7		3.7	108	6.7	190	35	2.4	8.4	238	45	3.1	10.1	286	80	5.5	14.8	419	100	6.9	18.3	518	90	6.2	2.8	16.0	46.0	22.0	55.9	28.0	71.1	26	7.9				

Siphon Fed Round Pattern - 1/4 NPT



Model SR1010SS, SR1020SS, SR1030SS and SR1040SS

1/4 NPT siphon fed round pattern nozzles are great where no liquid pressure is available and a thin coating is needed at a specific area. Flow rate is adjustable via the adjusting valve. Siphon nozzles work best with a suction height of 36" (914mm) or less. Since these nozzles are siphon fed, the compressed airflow draws the liquid in and mixes it internally. Liquid flow is dependent both on the gravity or suction height and the airflow. Siphon fed round pattern nozzles provide the most liquid flow of any siphon fed nozzle.

Siphon or gravity fed for non-pressurized applications.



Model: SR1010SS
Material: Type 303 Stainless Steel




Model: SR1020SS
Material: Type 303 Stainless Steel



Model: SR1030SS
Material: Type 303 Stainless Steel

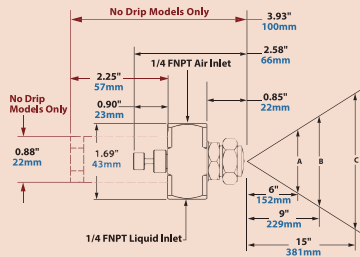


Model: SR1040SS
Material: Type 303 Stainless Steel



The SR1020SS has a focused, round pattern for precision application of coatings or coolant.

Dimensions and Airflow Pattern



No Drip Only Dimensions In Red See page 81 for No Drip Atomizing Nozzles

For more information about droplet size and spray angle, see page 84.

Spray Nozzles

Model		Liquid Flow in GPH/LPH															Spray Dimensions at 8" (20cm) Siphon Height													
		Air			Gravity Head					Siphon Height							Air		Width				Max. Depth feet/m							
		Pressure PSI/BAR	SCFM/SLPM		18"	46cm	12"	30cm	6"	15cm	4"	10cm	8"	20cm	12"	30cm	24"	61cm	36"	91cm	Pressure PSI/BAR	in		A	in	B	in	C		
SR1010SS	10	0.7	0.5	14.2	0.6	2.3	0.5	1.9	0.4	1.5	0.2	0.8	0.2	0.8	---	---	---	---	---	---	10	0.7	2.5	6	4.0	10	5.8	15	7	2.1
	20	1.4	0.7	19.8	0.6	2.3	0.6	2.3	0.5	1.9	0.4	1.5	0.4	1.5	0.3	1.1	---	---	---	---	20	1.4	3.3	8	4.3	11	6.0	15	9	2.7
	40	2.8	1.2	34.0	0.7	2.6	0.7	2.6	0.6	2.3	0.5	1.9	0.5	1.9	0.4	1.5	0.3	1.1	0.2	0.8	40	2.8	3.8	10	5.0	13	6.8	17	10	3.0
	60	4.1	1.6	45.3	0.8	3.0	0.8	3.0	0.7	2.6	0.6	2.3	0.5	1.9	0.5	1.9	0.4	1.5	0.2	0.8	60	4.1	3.8	10	5.0	13	6.8	17	11	3.4
SR1020SS	10	0.7	0.7	19.8	1.1	4.2	0.9	3.4	0.8	3.0	0.5	1.9	0.4	1.5	0.3	1.1	---	---	---	---	10	0.7	3.3	8	4.8	12	6.8	17	9	2.7
	20	1.4	1.1	31.1	1.3	4.9	1.1	4.2	1.0	3.8	0.8	3.0	0.7	2.6	0.6	2.3	0.3	1.1	---	---	20	1.4	3.5	9	5.0	13	7.0	18	11	3.4
	40	2.8	1.7	48.1	1.6	6.1	1.5	5.7	1.4	5.3	1.2	4.5	1.0	3.8	1.0	3.8	0.7	2.6	0.4	1.5	40	2.8	3.8	10	5.5	14	7.5	19	14	4.3
	60	4.1	2.3	65.0	1.9	7.2	1.7	6.4	1.6	6.1	1.4	5.3	1.2	4.5	1.2	4.5	0.9	3.4	0.5	1.9	60	4.1	4.0	10	5.8	15	8.0	20	16	4.9
SR1030SS	20	1.4	2.0	56.6	4.3	16.3	3.8	14.4	3.3	12.5	2.5	9.5	1.8	6.8	1.3	4.9	0.3	1.1	---	---	20	1.4	3.5	9	5.0	13	7.0	18	12	3.7
	40	2.8	3.2	90.6	5.0	18.9	4.4	16.7	4.0	15.1	3.3	12.5	2.9	11.0	2.5	9.5	1.3	4.9	1.0	3.8	40	2.8	3.8	10	5.3	13	7.5	19	13	4.0
	60	4.1	4.3	122	5.5	20.8	4.9	18.5	4.5	17.0	3.7	14.0	3.4	12.9	3.1	11.7	1.9	7.2	1.5	5.7	60	4.1	3.8	10	5.5	14	8.0	20	15	4.6
	80	5.5	5.6	158	5.8	22.0	5.3	20.1	4.9	18.5	4.1	15.5	3.9	14.8	3.7	14.0	2.6	9.8	1.7	6.4	80	5.5	4.0	10	5.8	15	8.3	21	18	5.5
SR1040SS	30	2.1	5.7	161	12.3	46.6	11.0	41.6	9.3	35.2	6.3	23.8	5.3	20.1	4.5	17.0	0.6	2.3	---	---	30	2.1	4.8	12	6.5	17	8.8	22	19	5.8
	40	2.8	6.9	195	13.0	49.2	11.8	44.7	10.0	37.9	7.3	27.6	6.5	24.6	5.5	20.8	1.5	5.7	0.3	1.1	40	2.8	5.2	13	7.0	18	9.3	24	21	6.4
	60	4.1	9.5	269	14.3	54.1	13.0	49.2	11.5	43.5	8.5	32.2	7.5	28.4	6.5	24.6	2.3	8.7	1.5	5.7	60	4.1	5.5	14	7.5	19	9.8	25	24	7.3
	80	5.5	12.0	340	15.0	56.8	13.5	51.1	12.5	47.3	9.5	36.0	8.5	32.2	7.5	28.4	3.5	13.2	1.9	7.2	80	5.5	5.8	15	7.8	20	10.0	25	27	8.2

Siphon Fed Flat Fan Pattern - 1/4 NPT



Model SF1010SS, SF1020SS and SF1030SS

1/4 NPT siphon fed flat fan pattern nozzles are great where no liquid pressure is available and a thin coating is needed over a wide band. Flow rate is adjustable via the adjusting valve. Siphon nozzles work best with a suction height of 36" (914mm) or less. Since these nozzles are siphon fed, the compressed airflow draws the liquid in and mixes it internally. Liquid flow is dependent both on the gravity or suction height and the airflow. Siphon fed flat fan pattern nozzles are the best choice where liquid is needed over a broad band such as a moving assembly line.

Siphon or gravity fed for non-pressurized applications.



Model: SF1010SS

Material: Type 303 Stainless Steel



Model: SF1020SS

Material: Type 303 Stainless Steel



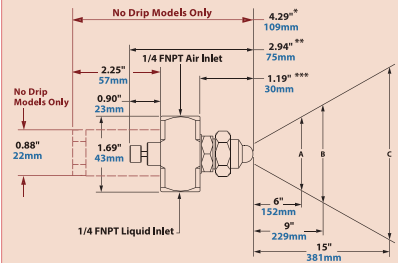
Model: SF1030SS

Material: Type 303 Stainless Steel



A Model SF1020SS is used to apply a light coating of oil to prevent sockets from rusting prior to a packaging operation.

Dimensions and Airflow Pattern



No Drop Only Dimensions in Red See page 8 for No Drop Atomizing Nozzles

**Model SF2010SS: 4.15" / 105mm
 ***Model SF1010SS: 2.80" / 71mm
 ****Model SF1010SS: 1.05" / 27mm

For more information about droplet size and spray angle, see page 84.

Model	Liquid Flow in GPH/LPH																	Spray Dimensions at 8" (20cm) Siphon Height												
	Air				Gravity Head					Siphon Height								Air		Width				Max. Depth feet/m						
	Pressure PSI/BAR	SCFM/SLPM	18"	46cm	12"	30cm	6"	15cm	4"	10cm	8"	20cm	12"	30cm	24"	61cm	36"	91cm	Pressure PSI/BAR	A in	A cm	B in	B cm		C in	C cm				
SF1010SS	10	0.7	0.9	25.5	0.4	1.5	0.3	1.1	0.3	1.1	0.2	0.8	0.2	0.8	0.2	0.8	0.1	0.4	10	0.7	9	23	11	28	13	33	5	1.5		
	20	1.4	1.3	36.8	0.4	1.5	0.3	1.1	0.3	1.1	0.3	1.1	0.3	1.1	0.3	1.1	0.2	0.8	0.2	0.8	20	1.4	10	25	12	30	14	36	6	1.8
	30	2.1	1.7	48.1	0.3	1.1	0.3	1.1	0.3	1.1	0.3	1.1	0.3	1.1	---	---	---	---	---	---	30	2.1	11	28	13	33	15	38	7	2.1
SF1020SS	20	1.4	2.3	65.1	1.2	4.5	1.1	4.2	1.0	3.8	0.9	3.4	0.8	3.0	0.8	3.0	0.6	2.3	0.5	1.9	20	1.4	10	25	14	36	19	48	6	1.8
	30	2.1	2.9	82.1	1.1	4.2	1.1	4.2	1.0	3.8	0.8	3.0	0.8	3.0	0.8	3.0	0.6	2.3	0.5	1.9	30	2.1	11	28	15	38	21	53	7	2.1
	40	2.8	3.5	99.1	1.0	3.8	0.9	3.4	0.8	3.0	0.7	2.6	0.7	2.6	0.7	2.6	0.5	1.9	0.5	1.9	40	2.8	13	33	16	41	23	58	6	1.8
SF1030SS	50	3.4	4.3	122	0.8	3.0	0.7	2.6	0.5	1.9	0.5	1.9	0.4	1.5	0.3	1.1	---	---	---	---	50	3.4	14	36	18	46	25	64	6	1.8
	20	1.4	2.2	62.3	1.8	6.8	1.6	6.1	1.5	5.7	1.4	5.3	1.4	5.3	1.3	4.9	1.1	4.2	1.0	3.8	20	1.4	9	23	11	28	15	38	8	2.4
	30	2.1	2.8	79.2	1.9	7.2	1.8	6.8	1.8	6.8	1.7	6.4	1.7	6.4	1.6	6.1	1.4	5.3	1.2	4.5	30	2.1	10	25	13	33	17	43	9	2.7
SF1030SS	40	2.8	3.3	93.4	1.8	6.8	1.8	6.8	1.7	6.4	1.6	6.1	1.6	6.1	1.5	5.7	1.3	4.9	1.2	4.5	40	2.8	11	28	14	36	17	43	10	3.0
	50	3.4	4.0	113	1.6	6.1	1.5	5.7	1.4	5.3	1.4	5.3	1.3	4.9	1.3	4.9	1.1	4.2	1.0	3.8	50	3.4	11	28	14	36	18	46	11	3.4

Internal Mix Narrow Angle Round Pattern - 1/2 NPT

Model AN5010SS and AN5020SS

1/2 NPT internal mix narrow angle round pattern nozzles are excellent for spraying a concentrated mist of liquid. Because of the versatility of their adjustments, these larger atomizing nozzles can apply a heavy coat up close or send a very fine mist over 40 feet away! They are often used for higher volume application of lubricants during assembly, or marking items as they move through an assembly line.


For pressure fed applications not requiring independent air and liquid control.



Model: AN5010SS
Material: Type 303 Stainless Steel

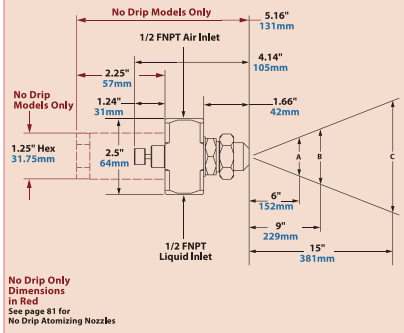


Model: AN5020SS
Material: Type 303 Stainless Steel



Dimensions and Airflow Pattern

DOWNLOAD drawings at EXAIR.com



For more information about droplet size and spray angle, see page 84.

For more information about droplet size and spray angle see page 84.

With adjustable liquid flow, these nozzles can be used to apply a heavy coat or a precise volume of liquid.

Model		Spray Dimensions										Max. Depth feet/m		
		Pressure				Width								
		Air PSI/BAR	Liquid PSI/BAR	in		cm		in		cm				
AN5010SS	20	1.4	5	0.3									22	6.7
	36	2.5	15	1.0	3.5	9	5.75	14.6	8.5	22			30	9.1
	50	3.4	25	1.7									34	10.4
	60	4.1	35	2.4									37	11.3
AN5020SS	10	0.7	5	0.3	4	10	6	15.2	8.5	22	20	6.1		
	32	2.2	25	1.7	5.5	14	7.5	19.1	10	25	27	8.2		
	44	3.0	35	2.4	6	15	9	22.9	10.5	27	35	10.7		
	64	4.4	55	3.8	6	15	9	22.9	10.5	27	42	12.8		

Model	5 PSI/0.3 BAR Liquid				15 PSI/1.0 BAR Liquid				25 PSI/1.7 BAR Liquid				35 PSI/2.4 BAR Liquid				55 PSI/3.8 BAR Liquid																							
	Air Pressure PSI/BAR	GPH/LPH	SCFM/SLPM		Air Pressure PSI/BAR	GPH/LPH	SCFM/SLPM		Air Pressure PSI/BAR	GPH/LPH	SCFM/SLPM		Air Pressure PSI/BAR	GPH/LPH	SCFM/SLPM		Air Pressure PSI/BAR	GPH/LPH	SCFM/SLPM																					
AN5010SS	18	1.2	9	34.1	12	339.8			28	1.9	27	102.2	14.5	411			38	2.6	51.6	195.3	16.4	464			48	3.3	75.6	286	18.4	521			60	4.1	36.6	139	25.3	716		
	20	1.4	7	26.5	12.8	362.5			32	2.2	20	75.7	16.2	459			44	3.0	32.4	122.6	19.5	552			54	3.7	22	83.3	24.3	688			72	5.0	21.6	82	31.0	878		
	24	1.7	4.5	17.0	13.6	385.2			38	2.6	20	75.7	19	538			54	3.7	22	83.3	24.3	688			78	5.4	16.8	64	33.7	954										
AN5020SS	10	0.7	30	113.6	13.7	388.0			18	1.2	98.4	372.4	15.6	442			26	1.8	159	601.8	17.6	498			36	2.5	183	693	20.0	566			54	3.7	231	874.3	26.0	736		
	12	0.8	18.6	70.4	16.2	458.8			20	1.4	73.2	277.1	17.9	507			32	2.2	99	374.7	23.7	671			42	2.9	126	477	26.1	739			60	4.1	168	635.9	33.4	946		
	15	1.0	12.5	45.5	14.5	407.5			22	1.5	63.6	240.7	20.3	575			36	2.5	75	283.9	28.6	810			46	3.2	96	363	31.0	878			72	5.0	76	287.7	47.2	1337		
20	1.4	7	26.5	12.8	362.5			24	1.7	52.8	199.8	22.6	640			40	2.8	57.6	218.0	33.0	935			52	3.6	71	269	37.7	1068			76	5.2	54	204.4	51.3	1453			

Internal Mix Wide Angle Round Pattern - 1/2 NPT

Model AW5010SS, AW5020SS and AW5030SS

EXAIR's 1/2 NPT internal mix wide angle round pattern atomizing nozzles are great for covering a broad area. These larger atomizing nozzles can be adjusted for a light mist or a heavy soaking spray. They are popular for dust mitigation, humidification, and cooling of products, people or livestock in a broad area. These nozzles are also perfect for applying a coating to parts packed in large containers, for example, misting a container of stamped steel parts with oil to prevent oxidation during shipment.

For pressure fed applications not requiring independent air and liquid control.



Model: AW5010SS
Material: Type 303 Stainless Steel



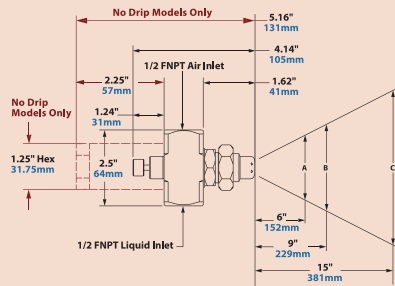
Model: AW5020SS
Material: Type 303 Stainless Steel



Model: AW5030SS
Material: Type 303 Stainless Steel



Dimensions and Air/Liquid Pattern



No Drip Only Dimensions in Red See page 81 for No Drip Atomizing Nozzles

For more information about droplet size and spray angle, see page 84.

Produce a large volume, fine mist or a hard hitting spray with these adjustable liquid nozzles.

Model	5 PSI/0.3 BAR Liquid			15 PSI/1.0 BAR Liquid			25 PSI/1.7 BAR Liquid			35 PSI/2.4 BAR Liquid			55 PSI/3.8 BAR Liquid			Spray Dimensions			Max. Depth/ft/m																							
	Air Pressure PSI/BAR	GPH/ LPH	SCFM/ SLPM	Air Pressure PSI/BAR	GPH/ LPH	SCFM/ SLPM	Air Pressure PSI/BAR	GPH/ LPH	SCFM/ SLPM	Air Pressure PSI/BAR	GPH/ LPH	SCFM/ SLPM	Air Pressure PSI/BAR	GPH/ LPH	SCFM/ SLPM	Pressure PSI/BAR	Liquid PSI/BAR	A in cm		B in cm	C in cm																					
AW5010SS	---	---	---	---	---	---	---	---	---	---	---	---	---	---	---	---	---	---	---	---	---																					
AW5020SS	10	0.69	32	121	12.0	340	26	1.8	36.8	139	218	617	40	2.8	60.6	229	29.9	847	54	3.7	70	265	37.4	1059	75	5.2	115	435	45.6	1291	12	0.8	5	0.3	15	88.1	19.5	50	25	64	22	6.7
AW5030SS	12	0.83	20.4	77	14.5	411	30	2.1	28.8	109	25	672.5	44	3.0	40.8	154	33.5	949	58	4.0	49.2	186	41.2	1167	80	5.5	94	356	50.2	1422	46	3.2	25	1.7	16	40.6	20	51	25	64	35	10.7
---	14	0.97	13.2	50	16.2	459	32	2.2	21	79	277	784	48	3.3	26.4	100	38.2	1082	62	4.3	36	136	44.7	1266	---	---	---	---	---	---	60	4.1	35	2.4	15	38.1	18	46	22	56	40	12.2
---	---	---	---	---	---	---	---	---	---	---	---	---	---	---	---	---	---	---	---	---	---	---	---	---	80	5.5	55	3.8	13	33.0	17	43	20.5	52	45	13.7						
---	10	0.69	31.2	118	12.8	362	18	1.2	112	424	14.6	413	30	2.1	38.8	144	26.7	756	40	2.8	177	670	25.0	708	70	4.8	150	568	42.4	1201	44	3.0	35	2.4	13	33.0	17	43	22	56	35	10.7
---	12	0.83	18.6	70	15.15	429	20	1.4	87	329	16.5	467	36	2.5	83.4	316	26.7	756	48	3.3	102	386	32.5	920	70	4.8	150	568	42.4	1201	44	3.0	35	2.4	13	33.0	17	43	22	56	35	10.7
---	---	---	---	---	---	---	---	---	---	---	---	---	---	---	---	---	---	---	---	---	---	---	---	---	76	5.2	111	420	48.1	1362	64	4.4	55	3.8	13.5	34.3	17	43	22	56	44	13.4

Internal Mix Flat Fan Pattern - 1/2 NPT

Model AF5010SS and AF5020SS

1/2 NPT internal mix flat fan pattern atomizing nozzles are designed with efficiency in mind. Especially good for vertical or horizontal assembly lines, the broad thin pattern of these larger atomizing nozzles makes efficient use of your expensive liquids. Their output can be adjusted for a very light film or a heavy coat of atomized liquid. Whether it's applying paint to hanging sheet metal, or using a water mist to cool a laminate web, flat fan atomizing nozzles cover a wide flat area, ideal for products moving on a conveyor.

For pressure fed applications not requiring independent air and liquid control.



Model: AF5010SS
Material: Type 303 Stainless Steel

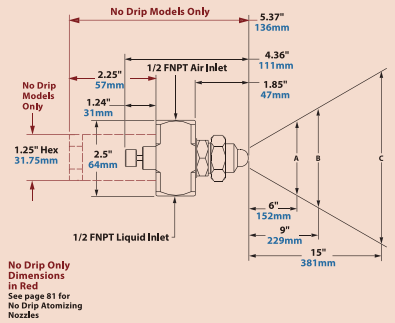


Use the adjustable liquid valve to apply just the right amount of liquid upon your application.



Model: AF5020SS
Material: Type 303 Stainless Steel

Dimensions and Airflow Pattern



For more information about droplet size and spray angle, see page 84.

Need Help Choosing The Best Atomizing Nozzle For Your Application?

Not sure which atomizing nozzle is required?

Our Application Engineers can assist you in determining the correct model.

Call 1-800-903-9247 to speak with an Application Engineer.

		Spray Dimensions										
Model	Air PSI/ BAR	Pressure			Width			Max. Depth feet/m				
		Liquid PSI/ BAR	A	B	C	A	B		C			
AF5010SS	20	1.4	10	0.7	25	64	34	86	45	114	14	4.3
	40	2.8	20	1.4	28	71	36	91	46	117	18	5.5
	50	3.4	25	1.7	29	74	38	97	48	122	22	6.7
	70	4.8	40	2.8	32	81	42	107	51	130	27	8.2
AF5020SS	10	0.7	5	0.3	21	53	27	69	36	91	13	4.0
	20	1.4	15	1.0	34	86	42	107	52	132	15	4.6
	44	3.0	35	2.4	39	99	47	119	64	163	19	5.8
	64	4.4	55	3.8	40	102	50	127	68	173	20	6.1

		5 PSI/0.3 BAR Liquid				15 PSI/1.0 BAR Liquid				25 PSI/1.7 BAR Liquid				35 PSI/2.4 BAR Liquid				55 PSI/3.8 BAR Liquid			
Model	Air Pressure PSI/BAR	Air		SCFM/SLPM	Air		Air		SCFM/SLPM	Air		Air		SCFM/SLPM	Air		Air		SCFM/SLPM		
		GPH/LPH	PSI/BAR		GPH/LPH	PSI/BAR	GPH/LPH	PSI/BAR		GPH/LPH	PSI/BAR	GPH/LPH	PSI/BAR		GPH/LPH	PSI/BAR	GPH/LPH				
AF5010SS	---	---	---	---	---	---	---	---	---	---	---	---	---	---	---	---	---	---	---	---	
	28	1.9	33.6	127	23.4	663	44	3.0	38.4	145	32.4	918	58	4.0	46.2	175	40.3	1141	---	---	
	30	2.1	25.2	95	25.3	716	48	3.3	35.8	136	36.2	1025	62	4.3	34.8	132	43.5	1232	---	---	
	34	2.3	12.6	48	28.7	813	50	3.4	18	68	38.0	1076	65	4.5	25.2	95	46.0	1303	---	---	
AF5020SS	10	0.69	18	68	180	510	18	1.2	87.6	332	15.6	442	26	1.8	150	568	179	507	36	2.5	
	12	0.83	6	23	6.0	170	20	1.4	62.4	236	18.4	521	30	2.1	99	375	22.3	632	46	3.2	
	---	---	---	---	---	---	---	---	---	---	---	---	---	---	---	---	---	---	---	---	---
	24	1.7	30.6	116	23.3	660	40	2.8	26.4	100	35.2	997	52	3.6	38.4	145	41.5	1175	68	5.2	

Atomizing Nozzles

Internal Mix 360° Hollow Circular Pattern - 1/2 NPT



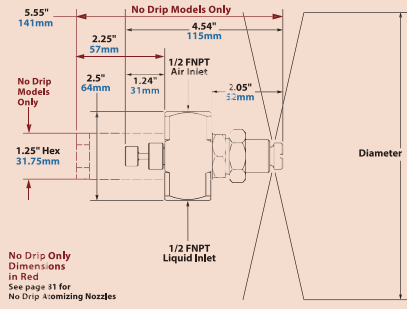
Model: AT5010SS
Material: Type 303 Stainless Steel

Model AT5010SS


1/2 NPT internal mix 360° nozzles are designed for applications where the spray pattern must be oriented away from the nozzle in all directions. These larger 360° nozzles are ideal where a smooth, even coating is needed on the ID of pipe or similar ductwork. They also work great for operations where a mist over a broad area is needed, such as dust suppression, humidification and cooling.

For pressure fed applications not requiring independent air and liquid control.

Dimensions and Airflow Pattern



For more information about droplet size and spray angle, see page 84.



360° circular pattern nozzles can be used to coat inside diameters or cover a broad area up to 13' (4m).

Model	10 PSI/0.7 BAR Liquid					20 PSI/1.4 BAR Liquid					30 PSI/2.1 BAR Liquid					40 PSI/2.8 BAR Liquid					60 PSI/4.1 BAR Liquid					Spray Dimensions										
	Air Pressure	GPH/LPH	SCFM/SLPM	Air Pressure	GPH/LPH	SCFM/SLPM	Air Pressure	GPH/LPH	SCFM/SLPM	Air Pressure	GPH/LPH	SCFM/SLPM	Air Pressure	GPH/LPH	SCFM/SLPM	Air Pressure	GPH/LPH	SCFM/SLPM	Air Pressure	GPH/LPH	SCFM/SLPM	Pressure	Liquid	Diameter												
	PSI/BAR	PSI/BAR	PSI/BAR	PSI/BAR	PSI/BAR	PSI/BAR	PSI/BAR	PSI/BAR	PSI/BAR	PSI/BAR	PSI/BAR	PSI/BAR	PSI/BAR	PSI/BAR	PSI/BAR	PSI/BAR	PSI/BAR	PSI/BAR	PSI/BAR	PSI/BAR	PSI/BAR	PSI/BAR	PSI/BAR	in	cm											
AT5010SS	14	1.0	54	204	13.7	388	24	1.7	100	379	17.3	490	36	2.5	114	431	23.7	671	48	3.3	132	500	29.6	838	72	5.0	150	568	41.5	1175	16	1.1	10	0.7	56	142
	16	1.1	33.6	127	16.3	462	28	1.9	66	250	21.8	617	40	2.8	83	314	28.0	793	54	3.7	85	322	36.2	1025	76	5.2	120	454	45.6	1291	42	2.9	30	2.1	112	284
	18	1.2	16.8	64	18.5	524	32	2.2	32.5	123	26.7	756	46	3.2	38.4	145	34.6	980	60	4.1	42	159	42.7	1209	78	5.4	108	409	47.9	1357	56	3.9	40	2.8	144	366
	20	1.4	10.8	41	20.0	566	36	2.5	12	45	30.8	872	50	3.4	14.4	55	39.1	1107	66	4.6	15.6	59	49.9	1413	82	5.7	84	318	51.5	1458	80	5.5	60	4.1	156	396

External Mix Narrow Angle Flat Fan Pattern - 1/2 NPT



Model: EF501055
Material: Type 303 Stainless Steel

Model EF501055

1/2 NPT external mix narrow angle flat fan pattern nozzles are great where a high volume of liquid is needed over a concentrated area. Since they are external mix, airflow and liquid flow can be controlled independently. External mix narrow angle flat fan pattern nozzles are the best choice where thicker liquids for a heavy coating are needed over a narrow band, such as a paint line.

For pressure fed applications with independent air and liquid control.



External mix narrow angle flat fan nozzles provide a high volume of liquid in a concentrated area.

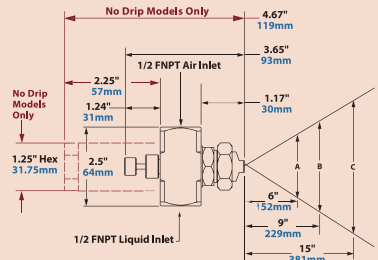
Spray Nozzles

Mounting Brackets For Your Atomizing System



EXAIR's Model 901556 Mounting Bracket allows for easy positioning of all EXAIR 1/2 NPT Atomizing Nozzles.

Dimensions and Airflow Pattern



No Drip Only Dimensions in Red
See page 81 for No Drip Atomizing Nozzles

For more information about droplet size and spray angle, see page 84.

Model	3 PSI/0.2 BAR Liquid			5 PSI/0.3 BAR Liquid			7 PSI/0.5 BAR Liquid			10 PSI/0.7 BAR Liquid			15 PSI/1.0 BAR Liquid			Spray Dimensions																																
	Air Pressure PSI/ BAR	GPH/ LPH	SCFM/ SLPM	Air Pressure PSI/ BAR	GPH/ LPH	SCFM/ SLPM	Air Pressure PSI/ BAR	GPH/ LPH	SCFM/ SLPM	Air Pressure PSI/ BAR	GPH/ LPH	SCFM/ SLPM	Air Pressure PSI/ BAR	GPH/ LPH	SCFM/ SLPM	Pressure			Width		Max. Depth feet/m																											
	Air PSI/ BAR	LPH	SLPM	Air PSI/ BAR	LPH	SLPM	Air PSI/ BAR	LPH	SLPM	Air PSI/ BAR	LPH	SLPM	Air PSI/ BAR	LPH	SLPM	Air PSI/ BAR	Liquid PSI/ BAR	A	B	C																												
EF501055	30	2.1		30.2	854		40	2.8		36.6	1037		45	3.1		218	825		39.9	1130		55	3.8		46.4	1314		80	5.5		56.0	1586	35	2.4	3	0.2	15	38	18.5	47	22	56	25	7.6				
	35	2.4		34.0	961		45	3.1		40.4	1144		55	3.8		47.0	1331		60	4.1		264	999		49.75	1409		85	5.9		60.0	1699	50	3.4	5	0.3	15	38	19	48	23	58	31	9.4				
	40	2.8	141	534		37.3	1055		55	3.8		47.4	1342		60	4.1		49.5	1402		70	4.8				52.84	1496		90	6.2		61.4	1739	70	4.8	10	0.7	15	38	20	51	25	64	33	10.1			
	45	3.1		40.8	1155		60	4.1		50.0	1416		70	4.8		56.8	1609		80	5.5						59.7	1691		100	6.9		67.6	1914	90	6.2	15	15	38	20	51	25	64	35	10.7				
						186	704																																									

Atomizing Nozzles

Siphon Fed Round Pattern - 1/2 NPT



Model: SR5010SS
Material: Type 303 Stainless Steel

Model SR5010SS

1/2 NPT siphon fed round pattern nozzles are great where no liquid pressure is available and a heavy coating is needed at a specific area. Flow rate of these larger atomizing nozzles is adjustable via the adjusting valve. Siphon nozzles work best with a suction height of 24" or less. Since these nozzles are siphon fed, the compressed airflow draws the liquid in and mixes it internally. Liquid flow is dependent both on the gravity or suction height and the airflow. 1/2 NPT siphon fed round pattern nozzles provide the most liquid flow of any siphon fed nozzle.

Siphon or gravity fed for non-pressurized applications.



Use a siphon fed nozzle when no liquid pressure is available.

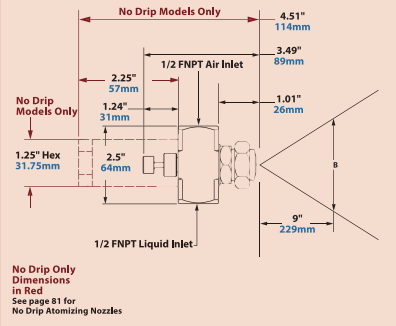
Siphon Nozzles

Air and Liquid Caps are Interchangeable!



Changing liquid volume and/or liquid air pattern can be done in the field. EXAIR's vast selection of caps are all interchangeable!

Dimensions and Airflow Pattern



For more information about droplet size and spray angle, see page 84.

Model	Liquid Flow in GPH/LPH														Spray Dimensions at 8" (20cm) Siphon Height									
	Air		Gravity Head					Siphon Height							Air		Width		Max. Depth feet/m					
	Pressure PSI/BAR	SCFM/SLPM	18"	46cm	12"	30cm	6"	15cm	4"	10cm	8"	20cm	12"	30cm	24"	61cm	Pressure PSI/BAR	B		in	cm			
SR5010SS	20	1.4	19.3	547	---	---	---	---	---	22.1	84	14.3	54	---	---	---	20	1.4	---	---	22	6.7		
	30	2.1	25.2	714	---	---	---	---	---	28.6	108	25.7	97	12.3	47	---	30	2.1	---	---	25	7.6		
	40	2.8	32.8	929	---	---	56.8	215	41	155	31.5	119	28.4	107	19.6	74	---	40	2.8	---	---	28	8.5	
	50	3.4	36.7	1039	61	231	57.4	217	42.8	162	32.1	121	30.2	114	21.8	83	---	50	3.4	---	---	29	8.8	
	60	4.1	42.2	1195	59.1	224	57.4	217	43.8	166	33.1	125	33	125	25.7	97	9.9	37	60	4.1	---	---	31	9.4
	70	4.8	47.7	1351	66	250	58.6	222	43.8	166	35.3	134	35.3	134	29.7	112	12.5	47	70	4.8	---	---	35	10.7
	80	5.5	52.9	1498	68.3	259	59.1	224	44.5	168	44.6	169	36.9	140	31.5	119	17.5	66	80	5.5	---	---	37	11.3



No Drip Atomizing Spray Nozzles

Eliminate drips to conserve valuable liquids and improve product finishes!

What Are No Drip Atomizing Nozzles?

EXAIR's patented⁷ no drip atomizing spray nozzles work in the same way our standard atomizing nozzles do, but have the added benefit of positively stopping liquid flow when compressed air is shut off. All models use stainless steel construction for durability and corrosion resistance.

EXAIR's no drip atomizing nozzles are available in 3 basic families:

Internal Mix:

Internal mix nozzles mix the liquid and water inside the air cap and produce the finest atomization. Internal mix nozzles can be used on liquids with a viscosity up to 300 cP. Both air and liquid sides are pressure fed. **No Drip Internal Mix Atomizing Nozzles are for pressure fed applications not requiring independent air and liquid control.**

External Mix:

External mix nozzles have the highest flow rates and allow the air and liquid flows to be adjusted independently. These nozzles are best where precise liquid flow is needed. External mix nozzles can be used on liquids with a viscosity above 300 cP. Both air and liquid sides are pressure fed. **No Drip External Mix Atomizing Nozzles are for pressure fed applications with independent air and liquid control.**

Siphon Fed:

Siphon fed nozzles require no liquid pressure and can be used with gravity fed liquids or lift liquids from a siphon height as much as 36 inches (91cm). Siphon fed nozzles can be used on liquids with a viscosity up to 200 cP. **No Drip Siphon Fed Atomizing Nozzles are siphon or gravity fed for non-pressurized applications.**

⁷ Patent #9156045



Why No Drip Atomizing Nozzles?

When spraying any type of liquid, post spray liquid flow can cause big problems. Unwanted drips can ruin product finishes on painted or coated surfaces. In addition, excess liquid flow wastes precious resources such as expensive coatings, chemicals or water. EXAIR's no drip atomizing nozzles are ideal where no post-spray drip is permissible. When the compressed air supply is shut off, the no drip nozzle positively seals off the flow of liquid eliminating the possibility of drips. They can be used in any situation that our standard atomizing nozzles can be used, including Siphon Fed applications. Unlike some manufacturers, there's no need to run a separate air line to control the no drip mechanism. The same compressed air used to combine and atomize liquid in a variety of patterns is used to open a valve allowing liquid to flow. That makes these ideal for use with EXAIR's money and energy saving EFC (see page 7).

EXAIR's no drip nozzles do not change flow rates from standard atomizing nozzles. Operations that require up to 180 cycles per minute can be achieved. Minimum operating air pressure of 30 PSIG (2.1 BAR) required.



Mounting Brackets are available - Model 901318 for 1/4 NPT and Model 901556 for 1/2 NPT atomizing nozzles.

Applications

- Painting
- Coating
- Rinsing
- Cooling
- Quenching
- Wetting (moistening)
- Humidification
- Dust Control

Advantages

- No post spray drip
- Adjustable
- Easily used with an EFC
- Minimizes air and liquid consumption
- All stainless steel construction
- Fine atomization
- Interchangeable liquid and air caps
- Compact

No Drip Atomizing Nozzles



No Drip Internal Mix Atomizing Nozzles are for pressure fed applications not requiring independent air and liquid control.



Spray Nozzles

NO DRIP INTERNAL MIX ATOMIZING NOZZLES

Model	Description
No Drip Internal Mix Narrow Angle Round Pattern Atomizing Nozzles	
AN2010SS	No Drip Internal Mix Narrow Angle Round Pattern Atomizing Nozzles, 3.3 GPH/12.5 LPH Max, 1/4 NPT
AN2020SS	No Drip Internal Mix Narrow Angle Round Pattern Atomizing Nozzles, 9.9 GPH/37.5 LPH Max, 1/4 NPT
AN2030SS	No Drip Internal Mix Narrow Angle Round Pattern Atomizing Nozzles, 23.0 GPH/87.1 LPH Max, 1/4 NPT
AN2040SS	No Drip Internal Mix Narrow Angle Round Pattern Atomizing Nozzles, 66.0 GPH/250 LPH Max, 1/4 NPT
AN6010SS	No Drip Internal Mix Narrow Angle Round Pattern Atomizing Nozzles, 75.6 GPH/286 LPH Max, 1/2 NPT
AN6020SS	No Drip Internal Mix Narrow Angle Round Pattern Atomizing Nozzles, 231.0 GPH/874 LPH Max, 1/2 NPT
No Drip Internal Mix Wide Angle Round Pattern Atomizing Nozzles	
AW2010SS	No Drip Internal Mix Wide Angle Round Pattern Atomizing Nozzles, 3.5 GPH/13.2 LPH Max, 1/4 NPT
AW2020SS	No Drip Internal Mix Wide Angle Round Pattern Atomizing Nozzles, 8.5 GPH/32.2 LPH Max, 1/4 NPT
AW2030SS	No Drip Internal Mix Wide Angle Round Pattern Atomizing Nozzles, 15.0 GPH/56.8 LPH Max, 1/4 NPT
AW2040SS	No Drip Internal Mix Wide Angle Round Pattern Atomizing Nozzles, 24.0 GPH/91 LPH Max, 1/4 NPT
AW6010SS	No Drip Internal Mix Wide Angle Round Pattern Atomizing Nozzles, 66.0 GPH/250 LPH Max, 1/2 NPT
AW6020SS	No Drip Internal Mix Wide Angle Round Pattern Atomizing Nozzles, 115.0 GPH/435 LPH Max, 1/2 NPT
AW6030SS	No Drip Internal Mix Wide Angle Round Pattern Atomizing Nozzles, 264.0 GPH/999 LPH Max, 1/2 NPT
No Drip Internal Mix Flat Fan Pattern Atomizing Nozzles	
AF2010SS	No Drip Internal Mix Flat Fan Pattern Atomizing Nozzles, 3.2 GPH/12.1 LPH Max, 1/4 NPT
AF2020SS	No Drip Internal Mix Flat Fan Pattern Atomizing Nozzles, 4.7 GPH/17.8 LPH Max, 1/4 NPT
AF2030SS	No Drip Internal Mix Flat Fan Pattern Atomizing Nozzles, 11.0 GPH/41.6 LPH Max, 1/4 NPT
AF2040SS	No Drip Internal Mix Flat Fan Pattern Atomizing Nozzles, 18.3 GPH/69.3 LPH Max, 1/4 NPT
AF2050SS	No Drip Internal Mix Flat Fan Pattern Atomizing Nozzles, 42.0 GPH/159 LPH Max, 1/4 NPT
AF6010SS	No Drip Internal Mix Flat Fan Pattern Atomizing Nozzles, 46.2 GPH/175 LPH Max, 1/2 NPT
AF6020SS	No Drip Internal Mix Flat Fan Pattern Atomizing Nozzles, 231.0 GPH/874 LPH Max, 1/2 NPT
No Drip Internal Mix Deflected Flat Fan Pattern Atomizing Nozzles	
AD2010SS	No Drip Internal Mix Deflected Flat Fan Pattern Atomizing Nozzles, 6.9 GPH/26 LPH Max, 1/4 NPT
No Drip Internal Mix 360° Hollow Circular Pattern Atomizing Nozzles	
AT2010SS	No Drip Internal Mix 360° Hollow Circular Pattern Atomizing Nozzles, 14.7 GPH/55.7 LPH Max, 1/4 NPT
AT6010SS	No Drip Internal Mix 360° Hollow Circular Pattern Atomizing Nozzles, 150 GPH/568 LPH Max, 1/2 NPT

No Drip External Mix Atomizing Nozzles are for pressure fed applications with independent air and liquid control.



No Drip Siphon Fed Atomizing Nozzles are siphon or gravity fed for non-pressure fed applications.



NO DRIP EXTERNAL MIX ATOMIZING NOZZLES

NO DRIP SIPHON FED ATOMIZING NOZZLES

Model	Description
No Drip External Mix Round Pattern Atomizing Nozzles	
ER2010SS	No Drip External Mix Round Pattern Atomizing Nozzles, 3.8 GPH/14.4 LPH Max, 1/4 NPT
ER2020SS	No Drip External Mix Round Pattern Atomizing Nozzles, 7.5 GPH/28.4 LPH Max, 1/4 NPT
ER2030SS	No Drip External Mix Round Pattern Atomizing Nozzles, 14.0 GPH/53.0 LPH Max, 1/4 NPT
ER2040SS	No Drip External Mix Round Pattern Atomizing Nozzles, 31.0 GPH/117 LPH Max, 1/4 NPT
ER2050SS	No Drip External Mix Round Pattern Atomizing Nozzles, 60.0 GPH/227 LPH Max, 1/4 NPT
No Drip External Mix Narrow Angle Flat Fan Pattern Atomizing Nozzles	
EF2010SS	No Drip External Mix Narrow Angle Flat Fan Pattern Atomizing Nozzles, 3.8 GPH/14.4 LPH Max, 1/4 NPT
EF2020SS	No Drip External Mix Narrow Angle Flat Fan Pattern Atomizing Nozzles, 7.5 GPH/28.4 LPH Max, 1/4 NPT
EF2030SS	No Drip External Mix Narrow Angle Flat Fan Pattern Atomizing Nozzles, 14.0 GPH/53.0 LPH Max, 1/4 NPT
EF2040SS	No Drip External Mix Narrow Angle Flat Fan Pattern Atomizing Nozzles, 31.0 GPH/117 LPH Max, 1/4 NPT
EF6010SS	No Drip External Mix Narrow Angle Flat Fan Pattern Atomizing Nozzles, 303.0 GPH/1,147 LPH Max, 1/2 NPT
No Drip External Mix Wide Angle Flat Fan Pattern Atomizing Nozzles	
EB2010SS	No Drip External Mix Wide Angle Flat Fan Pattern Atomizing Nozzles, 3.8 GPH/14.4 LPH Max, 1/4 NPT
EB2020SS	No Drip External Mix Wide Angle Flat Fan Pattern Atomizing Nozzles, 7.5 GPH/28.4 LPH Max, 1/4 NPT
EB2030SS	No Drip External Mix Wide Angle Flat Fan Pattern Atomizing Nozzles, 14.0 GPH/53.0 LPH Max, 1/4 NPT
EB2040SS	No Drip External Mix Wide Angle Flat Fan Pattern Atomizing Nozzles, 31.0 GPH/117 LPH Max, 1/4 NPT
No Drip Siphon Fed Round Pattern Atomizing Nozzles	
SR2010SS	No Drip Siphon Fed Round Pattern Atomizing Nozzles, 0.8 GPH/3.0 LPH Max, 1/4 NPT
SR2020SS	No Drip Siphon Fed Round Pattern Atomizing Nozzles, 1.9 GPH/7.2 LPH Max, 1/4 NPT
SR2030SS	No Drip Siphon Fed Round Pattern Atomizing Nozzles, 5.8 GPH/22.0 LPH Max, 1/4 NPT
SR2040SS	No Drip Siphon Fed Round Pattern Atomizing Nozzles, 15.0 GPH/56.8 LPH Max, 1/4 NPT
SR6010SS	No Drip Siphon Fed Round Pattern Atomizing Nozzles, 68.3 GPH/259 LPH Max, 1/2 NPT
No Drip Siphon Fed Flat Fan Pattern Atomizing Nozzles	
SF2010SS	No Drip Siphon Fed Flat Fan Pattern Atomizing Nozzles, 0.4 GPH/1.5 LPH Max, 1/4 NPT
SF2020SS	No Drip Siphon Fed Flat Fan Pattern Atomizing Nozzles, 1.2 GPH/4.5 LPH Max, 1/4 NPT
SF2030SS	No Drip Siphon Fed Flat Fan Pattern Atomizing Nozzles, 1.9 GPH/7.2 LPH Max, 1/4 NPT

Spray Nozzles



Droplet Size

One of the primary reasons atomizing spray nozzles are used is because of their fine droplet size. Benefits of fine droplet size include even coating and liquid conservation. For reference, a large raindrop is around 6,000 microns (0.236") in diameter. Standard liquid nozzles produce droplet sizes ranging from 4,000 microns (0.157") down to 300 microns (0.012") in diameter. EXAIR's Atomizing Nozzles produce minuscule droplet sizes in the range of 100 microns (0.004") to 20 microns (0.0008")!

Droplet size can be adjusted by varying either the air or liquid pressure. An increase in air pressure or decrease in liquid pressure will generally produce a smaller droplet size. Below is a chart showing various models of atomizing air nozzles and their droplet sizes at selected pressures.

Droplet Size			
Model	Liquid Pressure	Air Pressure	Droplet Size μm^*
AN1020SS	20 PSI	40 PSI	71
	40 PSI	65 PSI	83
ER1020SS	5 PSI	40 PSI	39
	20 PSI	40 PSI	57
SR1020SS	4" Siphon Height	20 PSI	25
	4" Siphon Height	40 PSI	22

* Volume Median Diameter $D_v(50.0)$ of liquid droplets.
 $1 \mu\text{m} = 1 \text{ micron} = 0.00004"$. All tests performed with water.

Spray Angle

The Spray Angle is the trigonometric angle created by the width of the spray pattern and the distance at which it is measured. This angle can vary greatly within a given family of atomizing nozzles depending on flow rates and pressures, but will generally fall into the ranges below:

Spray Angle		
Family	Minimum Angle	Maximum Angle
Internal Mix Narrow Angle Round Pattern - AN1010SS, AN2010SS, etc.	20	45
Internal Mix Wide Angle Round Pattern - AW1010SS, AW2010SS, etc.	50	90
Internal Mix Flat Fan Pattern - AF1010SS, AF2010SS, etc.	50	120
External Mix Round Pattern - ER1010SS, ER2010SS, etc.	25	60
External Mix Narrow Angle Flat Fan Pattern - EF1010SS, EF2010SS, etc.	35	70
External Mix Wide Angle Flat Fan Pattern - EB1010SS, EB2010SS, etc.	50	105
Siphon Fed Round Pattern - SR1010SS, SR2010SS, etc.	20	50
Siphon Fed Flat Fan Pattern - SF1010SS, SF2010SS, etc.	50	100