

# EXAIR®

MANUFACTURING INTELLIGENT COMPRESSED AIR® PRODUCTS SINCE 1983



COAT



CONSERVE




COOL



CONVEY



CLEAN



**NEW**

- Ion Air Cannon... pg. 108
- Ion Air Gun..... pg. 110

**30**  
CATALOG

TECHHELP  
1-800-903-9247  
DIRECT

YOU REQUESTED THIS CATALOG AND PRICE LIST.  
PLEASE SEE MAILING LABEL ON BACK COVER.

Stay up to date by visiting our website and take advantage of the information and services we didn't have room to display in this catalog.

# EXAIR.com®

The digital home of Intelligent Compressed Air® products for industry



### Where you can

- **Chat live** with our problem solving, technical expert Application Engineers
- **Watch product videos** to learn more about the features and benefits of our engineered products
- Quickly **order online** with a purchase order or credit card (US & Canada)
- **Access product presentation slides** you can use to educate others
- **Find International Distributors** all across the world



### Access our Knowledge Base to

- **Download 3D models** and CAD drawings in multiple formats to place into your drawings
- **Calculate air savings and ROI** to see how quickly EXAIR products will pay off
- Search our **Case Study Library & Applications** database and become familiar with how our products solve problems
- **Use our product FAQ's** for quick access to our most common questions
- Learn about our free Efficiency Lab service and use it to **determine air and money savings** you can achieve when installing EXAIR engineered solutions
- Collect compressed air data and pipe sizing recommendations
- **Find Flow, Force and Heat conversions**



### Visit our PDF library and download

- Electronic files of **the entire catalog** or individual sections
- **Installation and Maintenance Guides** on every EXAIR product
- Our current **price list** to have all product prices in one convenient location
- EXAIR's **Air Nozzle Blowoff Guide** to see the details on our enormous selection of sizes, materials and performance options



### Follow our blog for 5 new entries a week and learn

- Details and installations of widely varied applications
- The methodology and results of critical mathematical formulas which help determine money savings, air savings, performance benefits and more
- New product releases before they reach our catalog or website
- More about EXAIR, our team and community involvement
- **Go to** [blog.exair.com](http://blog.exair.com)

### Make social connections

- Watch **over 80 videos** on EXAIR's YouTube Channel and see product features and benefits, applications, Tips & Tricks, How-to, our team members, or be entertained by Professor Penurious!
- **Follow our Company on Twitter @EXAIR** or our Application Engineers and learn more about promotions, updates on manufacturing, engineering and international industry perspective.



@EXAIR\_BF



@EXAIR\_JB



@EXAIR\_JN



@EXAIR\_KE



@EXAIR\_LE



@EXAIR\_NR



@EXAIR\_RB

- **Connect with us on Facebook** at [facebook.com/exair](http://facebook.com/exair) or follow us on Google+



**Not on a PC? Our website is mobile friendly**

Terms and Conditions ..... 4  
 Efficiency Lab ..... 5



## EXAIR Optimization

Minimize compressed air use and detect wasteful leaks

6 Steps to Optimization ..... 6  
 Electronic Flow Control ..... 7  
 Digital Sound Level Meter ..... 10  
 Ultrasonic Leak Detector ..... 11  
 Digital Flowmeter ..... 13



## Air Knives

Blowoff, clean, dry and cool with less noise and air consumption

Super Air Knife ..... 15  
 Compare Blowoffs ..... 18  
 Explanation of Materials ..... 21  
 Universal Air Knife Mounting System ..... 24  
**NEW** Plumbing Kits ..... 24  
 Long Super Air Knife ..... 26  
 Standard Air Knife ..... 28  
 Full-Flow Air Knife ..... 31



## Air Wipes

Blowoff, dry, clean and cool pipe, cable, extruded shapes and hose

Super Air Wipes ..... 33  
 Standard Air Wipes ..... 37



## Air Amplifiers

Vent, exhaust, cool, dry and clean - with no moving parts

Super Air Amplifiers ..... 41  
 Adjustable Air Amplifiers ..... 45



## Air Nozzles and Jets

Reduce noise levels and air costs on blowoff operations

Air Nozzles ..... 47  
 Air Nozzle Comparison Chart ..... 49  
 Super Air Nozzles ..... 50  
 Flat Super Air Nozzles ..... 52  
 Back Blow Air Nozzles ..... 54  
 Safety Air Nozzles ..... 55  
**NEW** Air Jets ..... 56  
 High Force Air Nozzles ..... 58  
 High Force Air Nozzle Comparison Chart ..... 58  
 High Force Flat Super Air Nozzles ..... 58  
 High Force Super Air Nozzles ..... 58  
 Super Air Nozzle Clusters ..... 62  
 Stay Set Hoses ..... 63  
 Swivel Fittings ..... 63  
 Blowoff Systems ..... 64



## Atomizing Nozzles

All stainless steel construction for durability and corrosion resistance

1/4 NPT Atomizing Nozzles ..... 66  
 Internal Mix Narrow Angle Round Atomizing Nozzles ..... 66  
 Internal Mix Wide Angle Round Atomizing Nozzles ..... 67  
 Internal Mix Flat Fan Atomizing Nozzles ..... 68  
 Internal Mix Deflected Flat Fan Atomizing Nozzles ..... 69  
 Internal Mix 360° Hollow Circular Atomizing Nozzles ..... 69  
 External Mix Round Atomizing Nozzles ..... 70

## Atomizing Nozzles continued

External Mix Narrow Angle Flat Fan Atomizing Nozzles ..... 71  
 External Mix Wide Angle Flat Fan Atomizing Nozzles ..... 72  
 Siphon Fed Round Atomizing Nozzles ..... 73  
 Siphon Fed Flat Fan Atomizing Nozzles ..... 74  
 1/2 NPT Atomizing Nozzles ..... 75  
 Internal Mix Narrow Angle Round Atomizing Nozzles ..... 75  
 Internal Mix Wide Angle Round Atomizing Nozzles ..... 76  
 Internal Mix Flat Fan Atomizing Nozzles ..... 77  
 Internal Mix 360° Hollow Circular Atomizing Nozzles ..... 78  
 External Mix Narrow Angle Flat Fan Atomizing Nozzles ..... 79  
 Siphon Fed Round Atomizing Nozzles ..... 80



## No Drip Atomizing Nozzles

Eliminate drips to conserve valuable liquids and improve product finishes.

1/4 NPT No Drip Atomizing Nozzles ..... 82  
 No Drip Internal Mix Narrow Angle Round Atomizing Nozzles ..... 82  
 No Drip Internal Mix Wide Angle Round Atomizing Nozzles ..... 82  
 No Drip Internal Mix Flat Fan Atomizing Nozzles ..... 82  
 No Drip Internal Mix Deflected Flat Fan Atomizing Nozzles ..... 82  
 No Drip Internal Mix 360° Hollow Circular Atomizing Nozzles ..... 82  
 No Drip External Mix Round Atomizing Nozzles ..... 83  
 No Drip External Mix Narrow Angle Flat Fan Atomizing Nozzle ..... 83  
 No Drip External Mix Wide Angle Flat Fan Atomizing Nozzle ..... 83  
 No Drip Siphon Fed Round Atomizing Nozzles ..... 83  
 No Drip Siphon Fed Flat Fan Atomizing Nozzles ..... 83  
 1/2 NPT No Drip Atomizing Nozzles ..... 82  
 No Drip Internal Mix Narrow Angle Round Atomizing Nozzles ..... 82  
 No Drip Internal Mix Wide Angle Round Atomizing Nozzles ..... 82  
 No Drip Internal Mix Flat Fan Atomizing Nozzles ..... 82  
 No Drip Internal Mix 360° Hollow Circular Atomizing Nozzles ..... 82  
 No Drip External Mix Narrow Angle Flat Fan ..... 83  
 No Drip Siphon Fed Round Atomizing Nozzles ..... 83  
 Droplet Size/Spray Angle Information ..... 84

# 85



## Safety Air Guns

Safety air guns use engineered air nozzles for high performance

Chip Shields .....	86
Precision Safety Air Guns .....	87
Soft Grip Safety Air Guns .....	87
Heavy Duty Safety Air Guns .....	90
Back Blow Safety Air Guns .....	91
Super Blast Safety Air Guns .....	92

# 94




## Static Eliminators

Eliminate static electricity, dust and shock hazard

Super Ion Air Knife .....	96
Static Meter .....	98
Standard Ion Air Knife .....	102
Ionizing Bars .....	104
Super Ion Air Wipes .....	106
Ion Air Cannon .....	108
Ion Air Gun .....	110
Ion Air Jet/Stay Set Ion Air Jet .....	112
Ionizing Point .....	114
Power Supplies .....	115

# 116



## E-Vac® Vacuum Generators

Vacuums for lifting, clamping, mounting and placement

How to Build an E-Vac System .....	117
In-Line .....	118
Adjustable .....	121
Vacuum Cups .....	123

# 127



## Air Operated Conveyors

Convey parts, materials and waste - with no moving parts

<del>127</del> Line Vac .....	127
<del>127</del> Threaded Line Vac .....	133
<del>127</del> Heavy Duty Line Vac .....	136
Light Duty Line Vac .....	138

# 140



## Industrial Housekeeping

Reliable vacuums for chip removal, liquid transfer and cleaning

Reversible Drum Vac .....	140
High Lift Reversible Drum Vac .....	142
Chip Trapper .....	144
High Lift Chip Trapper .....	146
Chip Vac .....	148
Heavy Duty Dry Vac .....	150
<del>140</del> Heavy Duty HEPA Vac .....	152
Vac-u-Gun .....	154
Deep Hole Vac-u-Gun .....	156
Air Stik Window .....	158

# 159



## Vortex Tubes & Spot Cooling

Cold air for industrial spot cooling problems

Vortex Tubes .....	159
Adjustable Spot Cooler .....	167
Mini Cooler .....	170

# 171



## Cold Gun Aircoolant Systems

Cool machining operations with clean, cold air

# 175



## Cabinet Cooler® Systems

Cool and purge NEMA 12, 4 and 4X electrical control panels

How it Works .....	176
Selecting the Right Model .....	176
Special Duty Cabinet Coolers .....	177
Calculating Heat Load .....	179
Cabinet Cooler Sizing Guide .....	180
NEMA 12 Models .....	182
NEMA 4 Models .....	183
NEMA 4X Models .....	184
Cabinet Cooler System Accessories .....	185

# 186



## Accessories

Mufflers, filters, regulators, valves, swivel fittings and more


Filters .....	186
Regulators .....	187
Silencing Mufflers .....	188
Valves, Swivels, Thermostats .....	190
Magnetic Bases, Stay Sets, Hoses .....	191
Air Hoses .....	191
Fittings .....	192
Receiver Tank .....	192

ORDER BY  
**3PM**  
SHIPS SAME DAY

Catalog item orders received before 3 pm EDT/ EST are generally shipped from Cincinnati, Ohio on the same day. You can expect delivery within 1-4 days depending on your location.

# Terms and Conditions (U.S. and Canada Only)

**Terms:** Net 30 days upon credit approval, Visa, MasterCard, Discover and American Express.



**ICC (International Chamber of Commerce) INCOTERM 2010:** EX WORKS (EXAIR Corporation, 11510 Goldcoast Dr., Cincinnati, Ohio 45249, USA.)

**Delivery:** All cataloged products are shipped from stock, via U.P.S. within 24 hours after receipt of order. Priority shipment is available upon request.

**Ordering:** Call 1-800-903-9247 or +1-513-671-3322 Worldwide  
8:00 a.m. to 5:00 p.m. ET (Mon. - Fri.)

Fax toll free 1-866-329-3924 or  
+1-513-671-3363 Worldwide

E-mail: [orders@exair.com](mailto:orders@exair.com)  
[www.exair.com](http://www.exair.com) (secure web site)

**Remit to address (payments only):**

EXAIR Corporation  
Location 00766  
Cincinnati, Ohio 45264-0766

**Tax:** Sales and use tax, where applicable, are not included.

**OSHA and CE Compliance:** EXAIR compressed air products comply with OSHA's Safety Requirements, the EU General Product Safety Directive (2001/95/EC) and meet the noise limitation requirements of the EU Machinery Directive (2006/42/EC). EXAIR's Electronic Flow Control and Electronic Temperature Control meet the low voltage standards of the EU Low Voltage Directive (2006/95/EC). Some EXAIR products display the CE mark where there are applicable directives. All sound level measurements are taken at 3 feet away.

**RoHS:** Electrical portions of EXAIR's static eliminators, EFC, ETC, solenoid valves, and thermostats comply with the RoHS (Restriction of Hazardous Substances) Directive 2002/95/EC, including the amendment outlined in the European Commission decision L 214/65.

**Reach:** Per Regulation (EC) No 1907/2006 Title I, Article 3, paragraph 3, the European Union has recently enacted legislation to register chemicals and substances imported into the EU to ensure a high level of protection of human health and the environment.

Per Title II, Article 7, paragraph 1, articles (products) must be registered when a substance is intended to be released under normal or reasonably foreseeable conditions of use and it is present in those articles in quantities totaling over 1 metric ton per producer or importer per year. Registration of EXAIR products is not required since they do not contain substances that are intentionally released.

**Conflict Mineral Free:** Look for this symbol to designate conflict mineral free products throughout our catalog. EXAIR supports Section 1502 of the Dodd-Frank Wall Street Reform and Consumer Protection Act and we are committed to compliance with the conflict minerals rule in order to curb the illicit trade of tin, tantalum, tungsten and gold in the DRC region. EXAIR is using the CMRT 3.02 template to document our supply chain and commitment to conflict free products.

**Copyright Restrictions:** The content of the EXAIR Catalog, including all photos, graphics, drawings and arrangements are proprietary to EXAIR Corporation and are protected by the United States and international copyright and trademark laws. You are authorized to use the contents of the EXAIR Catalog for personal use or as it relates to your role as a current or prospective customer of EXAIR. The contents of this catalog may not be copied or modified for any type of publication or distribution without the prior written consent of EXAIR Corporation. The content of the EXAIR Catalog is the intellectual property solely of the EXAIR Corporation with no rights transferred to other parties. No part of this catalog may be reproduced for any commercial purposes without the express authorization in writing by the EXAIR Corporation.

**Trademarks:** "EXAIR.com", "EXAIR", "Cabinet Cooler", "E-Vac", "Intelligent Compressed Air", and "Compressed Air Intelligence" are registered trademarks of the EXAIR Corporation. The EXAIR logo, product names, designs and descriptive phrases are trademarked by EXAIR Corporation. These trademarks may not be used without prior written permission of the EXAIR Corporation.

EFC, Digital Flowmeter, Digital Sound Level Meter, High Power Cold Gun, Super Air Knife, Standard Air Knife, Full-Flow Air Knife, Air Cannon, Super Air Amplifier, Adjustable Air Amplifier, Super Air Nozzle, Micro Air Nozzle, High Power Safety Air Nozzle, Stay Set Hose, Super Blast Safety Air Gun, Super Air Wipe, Standard Air Wipe, Super Ion Air Knife, Standard Ion Air Knife, Super Ion Air Wipe, Ion Air Cannon, Ion Air Gun, Ion Air Jet, Ionizing Point, Stay Set Ion Air Jet, Line Vac, Chip Vac, Heavy Duty Dry Vac, Heavy Duty HEPA Vac, Reversible Drum Vac, High Lift Reversible Drum Vac, Chip Trapper, High Lift Chip Trapper, Vac-u-Gun, Deep Hole Vac-u-Gun, Air Disk, Air Stick, Mini Cooler, Cold Gun Aircontrol System, and ETC are trademarks of EXAIR Corporation.



Intelligent Compressed Air® products are identified throughout this catalog that can help your plant save tens of thousands of dollars over the course of a single year. *The Best Practices for Compressed Air Systems* manual published by the Compressed Air Challenge® recommends products like the Super Air Knife®, Super Air Amplifier®, and the family of Super Air Nozzles® for energy conservation. Many of the products shown offer unique ways to solve common industrial problems using compressed air. Compressed Air Challenge is a registered trademark of Compressed Air Challenge, Inc.

EXAIR products are subject to ongoing development. Specifications are subject to change without notice. Some products in this catalog are covered by U.S. Patent #5402938, #8153001, #8268179, and #9156045, and others may be U.S. Patent Pending. Copyright ©2016 EXAIR Corporation. All Rights Reserved.

**Technical Assistance:** Please call our Application Engineering Department, 1-800-90-EXAIR (1-800-903-9247), or e-mail at [techhelp@exair.com](mailto:techhelp@exair.com).

**Warranty:** 5 Year "Built To Last" Warranty against defects in workmanship and materials on all compressed air products\*. Defective products must be returned freight prepaid for repair or replacement at our option. This warranty applies under conditions of normal use, but does not apply to defects that result from intentional damage, negligence, unreasonable use, wear or exposure.

**Built to Last 5 Year WARRANTY**

\*5 Year Warranty applies to compressed air products only.

A 1 Year Warranty applies to all accessories and electrically powered products.

**EXAIR's Unconditional Guarantee:**

Extends to all U.S. and Canadian customers and includes invoiced U.P.S. Ground Service shipping charges. Products returned after the 30 day guarantee period are subject to a 15% restocking charge. Products must be returned freight prepaid.

**EXAIR** Corporation

11510 Goldcoast Dr.  
Cincinnati, Ohio 45249-1621  
**Phone Number:** (513) 671-3322  
**Fax Number:** (513) 671-3363  
**E-mail:** [techhelp@exair.com](mailto:techhelp@exair.com)  
**Web Site:** [www.exair.com](http://www.exair.com)



# EXAIR®

## EFFICIENCYLAB



## EXAIR's Intelligent Compressed Air® products vs Your current installation

### How does the Efficiency Lab work?

Our Efficiency Lab service begins with receiving a sample of the product(s) you currently use for your application. One of our qualified Application Engineers will use calibrated testing equipment to compare the performance of your existing product(s) to an EXAIR engineered solution. These tests will determine air consumption, noise levels and force. The test results will then be published in a comprehensive report, which includes a cost savings analysis, and be provided to you. For most applications, EXAIR products can help you improve application efficiency AND typically pay for themselves in a matter of weeks.

### How can I get a product tested for free?

**To participate in our FREE Efficiency Lab please contact one of our Application Engineers and get the details about sending us your product(s).**

You may reach an application Engineer by phone at (800) 903-9247 or (513) 671-3322. You can send an email to [lab@exair.com](mailto:lab@exair.com) or visit our website and take advantage of our live help at [www.exair.com](http://www.exair.com).

EXAIR's FREE Efficiency Lab service determines how much air and dollar savings you will achieve by installing one of our Intelligent Compressed Air products.

### Unable to send your product to EXAIR's Efficiency Lab?

If it is not possible to send us your product, we have a one page Product Efficiency Survey on our website ([www.exair.com/labdoc.htm](http://www.exair.com/labdoc.htm)) which will provide us the details about a current inefficient compressed air application. Fill in the information and click submit. You will hear from one of our Application Engineers within 3 business days.

### Okay, so what is the fine print?

This offer is available to all customers in the U.S. and Canada only. Some restrictions may apply.

### What about confidentiality?

Yes, EXAIR will keep the results of our Efficiency Lab test and report confidential unless given permission to share that information with others.

Products must be shipped to EXAIR freight prepaid. EXAIR will pay the return shipping via UPS ground.

## Reversible Drum Vac™

**Pump 55 gallons in 90 seconds!  
Two-way pumping action!**

### What Is The Reversible Drum Vac?

A safe, maintenance free way to recover:

- Coolant
- Hydraulic oils
- Liquid spills
- Sludge and chips
- Tramp oil
- Waste water

### Why The Reversible Drum Vac?



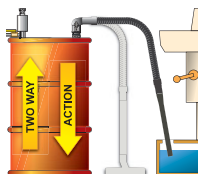
Watch the video!

[www.exair.com/dvvideo.htm](http://www.exair.com/dvvideo.htm)

EXAIR's compressed air operated Reversible Drum Vac System attaches quickly to any closed head 30, 55 or 110 gallon drum. Its high powered vacuum fills a 55 gallon drum in less than two minutes. With the simple turn of a knob, the same stainless steel pump quickly empties the drum. Coolant sumps can be easily refilled, floor spills vacuumed, or contaminated liquids transferred to filtration tanks in minutes. The flow rate in and out of the drum can be controlled with the knob, making it ideal for dispensing liquids.

EXAIR's Mini Reversible Drum Vac System delivers the same two-way action for small jobs. It comes complete with a 5 gallon drum and all the tools.

Electrically operated "all purpose" vacuums aren't designed for use in industrial environments. As a result, motors wear out quickly and impellers clog. The Reversible Drum Vac does not use electricity and has no moving parts, assuring maintenance free operation. An automatic safety shutoff valve prevents spills or overfilling.



EXAIR's Mini Reversible Drum Vac allows for quick and easy clean up of small messes.



Model 6901 Spill Recovery Kit used with the Mini Reversible Drum Vac provides fast cleanup of messy spills.



Reversible Drum Vacs are designed to fit the 3/4 NPT bung of any closed top drum. This model 6196-30 30 gallon system empties the coolant sump of a CNC.

### Applications

- Coolant sumps
- Food processing
- Lathes
- Floor cleanup
- EDM machines
- Pits
- Screw machines
- Machining centers
- Tanks

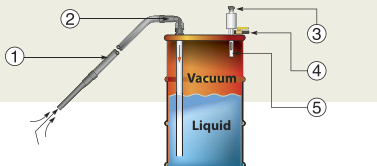
### Advantages

- No moving parts
- Maintenance free
- Stainless steel construction
- Safe – no electricity
- Built-in pressure/vacuum relief
- Compact and portable
- Installs quickly
- Spill free – auto safety shutoff
- Fits standard closed head drums

## Reversible Drum Vac System Specifications

Pressure Supply 80 PSIG (5.5 BAR)	Air Consumption		Lift	Water Flow Rate		Sound Level	
DESCRIPTION	SCFM	SLPM	"H <sub>2</sub> O"	mm Hg	GPM	LPM	86 dBA
REVERSIBLE DRUM VAC	19	538	96	179	30	114	

### How The Reversible Drum Vac Works



The flex hose (1) is attached to the barbed connection (2) on the Reversible Drum Vac system. The knob (3) on the Reversible Drum Vac pump is set to the "fill" position. The air supply valve (4) is opened to permit compressed air at 80-100 PSIG (5.5 - 6.9 BAR) to flow through the Reversible Drum Vac pump which pulls liquid through the flex hose and into the drum. When all liquid is in the drum, the air supply is turned off. If liquid exceeds the drum capacity, the safety shut-off valve (5) will prevent overflowing. The liquid can then be pumped back out of the flex hose (1) by setting the knob (3) on the Reversible Drum Vac pump to the "empty" position and opening the air supply valve.

**Warning:** Do not use with any material with a low flash point or with flammable liquids such as fuel oil, alcohol, mineral spirits, gasoline or kerosene.



The Model 6196, Model 6196-30 and Model 6196-110 Reversible Drum Vac Systems include a vacuum hose and an aluminum wand.



Model 6196-5 Mini Reversible Drum Vac System includes a 5 gallon drum w/lid, ABS spill recovery kit, vacuum hose and all tools.



Model 6296 and Model 6296-30 Deluxe Reversible Drum Vac Systems include a drum dolly, ABS spill recovery kit, vacuum hose, tool holder and all tools.



Premium Reversible Drum Vac Systems include the drum, drum dolly, an upgrade to heavy duty ABS aluminum tools, ABS spill recovery kit, tool holder and air hose.

### Reversible Drum Vac Systems

Model #	Description
6196	55 Gallon Reversible Drum Vac System includes two-way pump assembly (1/4 NPT), shutoff valve, 10' (3m) flexible vacuum hose (1-1/2"/38mm I.D.) with 90° quick release elbow connection, (1) aluminum wand (drum not included).
6196-30	30 Gallon Reversible Drum Vac System - same as Model 6196 except fits a 30 gallon drum (drum not included).
6196-110	110 Gallon Reversible Drum Vac System - same as Model 6196 except fits a 110 gallon drum (drum not included).
6196-5	5 Gallon Mini Reversible Drum Vac System includes two-way pump assembly (1/4 NPT), shutoff valve, 5 gallon container with lid and lock ring, 10' (3m) flexible vacuum hose (1-1/2"/38mm I.D.) with 90° quick release elbow connection, aluminum wand, ABS spill recovery kit, (2) extension wands, crevice tool and skimmer tool.
6296	55 Gallon Deluxe Reversible Drum Vac System - same as Model 6196 and adds drum dolly, ABS spill recovery kit, (2) extension wands, crevice tool, skimmer tool and tool holder (drum not included).
6296-30	30 Gallon Deluxe Reversible Drum Vac System - same as Model 6296 except fits 30 gallon drum (drum not included).
6296-5	5 Gallon Deluxe Mini Reversible Drum Vac System - same as Model 6196-5 and adds drum dolly.
6396	55 Gallon Premium Reversible Drum Vac System - same as Model 6196 and adds the 55 gallon drum with lock ring and lid, drum dolly, ABS spill recovery kit, 11" (279mm) and 24" (610mm) aluminum crevice tools, skimmer tool, tool holder and 20' (6.1m) air hose.
6396-30	30 Gallon Premium Reversible Drum Vac System - same as Model 6396 except includes a 30 gallon drum.
6396-110	110 Gallon Premium Reversible Drum Vac System - same as Model 6396 except includes a 110 gallon drum.
6091	Reversible Drum Vac Only - included in all systems listed above.

### Accessories

Model #	Description	Model #	Description
9001	Auto Drain Filter Separator, 3/8 NPT, 65 SCFM (1,841 SLPM)	901071	Heavy Duty Aluminum Tools plus Tool Holder
9005	Oil Removal Filter, 3/8 NPT, 15-37 SCFM (425-1,048 SLPM)	9041-5	5 Gallon Drum Dolly
901067-5	5 Gallon Drum with lock ring and lid	9041-30	30 Gallon Drum Dolly
901067-30	30 Gallon Drum with lock ring and lid	9041	55 Gallon Drum Dolly
901067	55 Gallon Drum with lock ring and lid	9041-110	110 Gallon Drum Dolly
901067-110	110 Gallon Drum with lock ring and lid	6901	Spill Recovery Kit includes a one-piece 54" (1372mm) ABS wand and 14" (356mm) double blade squeegee tool.
6569-20	20' (6.1m) Flexible Vacuum Hose (1-1/2"/38mm I.D.)	901176	Tool Holder



Industrial Housekeeping



## High Lift Reversible Drum Vac™

**Two-way pump provides maximum lift (up to 15 feet)!**

**Move thick liquids (up to 1400 cP) through 20' of hose!**

### What Is The High Lift Reversible Drum Vac?

A safe, powerful, and maintenance free way to recover:

- Coolant
- Sludge and chips
- Hydraulic oils
- Tramp oil
- Liquid spills
- Waste water



### Why The High Lift Reversible Drum Vac?

EXAIR's compressed air operated High Lift Reversible Drum Vac System attaches quickly to any closed head 30, 55 or 110 gallon drum. Its high powered vacuum is able to lift liquids up to 15 feet and fill a 55 gallon drum in less than 85 seconds. With the simple turn of a knob, the same stainless steel pump quickly empties the drum. The High Lift Reversible Drum Vac has the extra power you need to move liquids from below grade work areas, sumps or tanks up to 15 feet deep!

Like all of EXAIR's industrial vacuums, the High Lift Reversible Drum Vac uses no electricity and has no moving parts which assures maintenance free operation. It is designed for continuous and heavy duty applications where electric vacuums fail due to motor wear or clogged impellers. This vacuum efficiently and safely uses the compressed air in your facility. An automatic safety shutoff valve prevents overfilling.



**Pump Farther  
Pump Higher  
Pump Thicker  
Liquids**

If you need assistance choosing the right High Lift Reversible Drum Vac System, please contact an Application Engineer to discuss your application.

#### Applications

- Below grade coolant sumps
- Deep wells
- Underground storage tanks
- Pits
- Drains
- Deep hole broaching
- Bulk storage tanks
- Cisterns

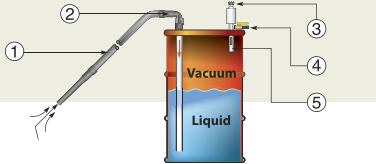
#### Advantages

- No moving parts
- Maintenance free
- Stainless steel construction
- Safe – no electricity
- Built-in pressure/vacuum relief
- Compact and portable
- Installs quickly
- Spill free – auto safety shutoff
- Fits standard closed head drums

## High Lift Reversible Drum Vac System Specifications

Pressure Supply 80 PSIG (5.5 BAR)	Air Consumption		Lift	Water Flow Rate	Sound Level
DESCRIPTION	SCFM	SLPM	"H <sub>2</sub> O mm Hg	GPM LPM	dB(A)
HIGH LIFT REVERSIBLE DRUM VAC	43	1,218	180 336	30 114	83

### How The High Lift Reversible Drum Vac Works



The flex hose (1) is attached to the barbed connection (2) on the Reversible Drum Vac system. The knob (3) on the High Lift Reversible Drum Vac pump is set to the "fill" position. The air supply valve (4) is opened to permit compressed air at 80-100 PSIG (5.5 - 6.9 BAR) to flow through the High Lift Reversible Drum Vac pump which pulls liquid through the flex hose and into the drum. When all liquid is in the drum, the air supply is turned off. If liquid exceeds the drum capacity, the safety shut-off valve (5) will prevent overflowing. The liquid can then be pumped back out of the flex hose (1) by setting the knob (3) on the High Lift Reversible Drum Vac pump to the "empty" position and opening the air supply valve.

**Warning:** Do not use with any material with a low flash point or with flammable liquids such as fuel oil, alcohol, mineral spirits, gasoline or kerosene.



Model 6195, Model 6195-30 and Model 6195-110 High Lift Reversible Drum Vac Systems include a vacuum hose and an aluminum wand.



Model 6295 and Model 6295-30 Deluxe High Lift Reversible Drum Vac Systems include a drum dolly, ABS spill recovery kit, vacuum hose, tool holder and all tools.



Premium High Lift Reversible Drum Vac Systems include the drum, drum dolly, an upgrade to heavy duty aluminum tools, ABS spill recovery kit, tool holder and air hose.



Deluxe and Premium High Lift Drum Vac Systems include a drum dolly.

### High Lift Reversible Drum Vac Systems

Model #	Description
<b>6195</b>	55 Gallon High Lift Reversible Drum Vac System includes two-way pump assembly (1/4 NPT), shut-off valve, 20' (6.1m) flexible vacuum hose (1-1/2"/38mm I.D.) with 90° quick release elbow connection, (1) aluminum wand (drum not included).
<b>6195-30</b>	30 Gallon High Lift Reversible Drum Vac System - same as Model 6195 except fits a 30 gallon drum (drum not included).
<b>6195-110</b>	110 Gallon High Lift Reversible Drum Vac System - same as Model 6195 except fits a 110 gallon drum (drum not included).
<b>6295</b>	55 Gallon Deluxe High Lift Reversible Drum Vac System - same as Model 6195 and adds drum dolly, (2) extension wands, crevice tool, skimmer tool and tool holder (drum not included).
<b>6295-30</b>	30 Gallon Deluxe High Lift Reversible Drum Vac System - same as Model 6295 except fits 30 gallon drum (drum not included).
<b>6395</b>	55 Gallon Premium High Lift Reversible Drum Vac System - same as Model 6195 and adds the 55 gallon drum with lock ring and lid, drum dolly, ABS spill recovery kit, 11" (279mm) and 24" (610mm) aluminum crevice tools, skimmer tool, tool holder and 20" (6.1m) air hose.
<b>6395-30</b>	30 Gallon Premium High Lift Reversible Drum Vac System - same as Model 6395 except includes a 30 gallon drum.
<b>6395-110</b>	110 Gallon Premium High Lift Reversible Drum Vac System - same as Model 6395 except includes a 110 gallon drum.
<b>6095</b>	High Lift Reversible Drum Vac Only - included in all systems listed above.

### Accessories

Model #	Description	Model #	Description
<b>9001</b>	Auto Drain Filter Separator, 3/8 NPT, 65 SCFM (1,841 SLPM)	<b>901071</b>	Heavy Duty Aluminum Tools plus Tool Holder
<b>9006</b>	Oil Removal Filter, 3/4 NPT, 50-150 SCFM (1,416-4,248 SLPM)	<b>9041-30</b>	30 Gallon Drum Dolly
<b>901067-30</b>	30 Gallon Drum with lock ring and lid	<b>9041</b>	55 Gallon Drum Dolly
<b>901067</b>	55 Gallon Drum with lock ring and lid	<b>9041-110</b>	110 Gallon Drum Dolly
<b>901067-110</b>	110 Gallon Drum with lock ring and lid	<b>6901</b>	Spill Recovery Kit includes a one-piece 54" (1372mm) ABS wand and 14" (356mm) double blade squeegee tool.
<b>6569-20</b>	20' (6.1m) Flexible Vacuum Hose (1-1/2"/38mm I.D.)	<b>901176</b>	Tool Holder

## Chip Trapper™

**Filter the chips out of your used coolant and cutting oils!**

**Vacuums in the liquid with solids, pumps out only the liquid!**



### What Is The Chip Trapper?

The patented\* Chip Trapper offers a fast, easy way to clean chips, swarf and shavings out of used coolants and other liquids. The Chip Trapper vacuums the coolant or liquid that is filled with debris and traps all the solids in a reusable filter bag. Only the liquid pumps back out. It is ideal for use on machines with sumps, parts washers, tanks and storage containers of contaminated liquids.



Watch the demo!

[www.exair.com/ctvideo.htm](http://www.exair.com/ctvideo.htm)

The Chip Trapper uses EXAIR's compressed air powered Reversible Drum Vac (included) that can fill or empty a 55 gallon drum in less than two minutes. Simply set the Reversible Drum Vac pump and directional flow control valve on top of the drum to "fill" for it to quickly vacuum the liquid with solids. Once the sump, pit or tank is empty, set the pump and directional valve to "empty" for it to pump out clean coolant/liquid. All the chips and other solids are trapped inside the reusable filter bag of the Chip Trapper.



Chips can accumulate in the sump, restricting coolant flow.

### Why The Chip Trapper?

A sudden lack of coolant flow in a machining operation will likely damage the part and expensive tooling. Machine tools commonly discharge some chips and shavings into the coolant sump. As the chips accumulate and mound up, the coolant flow used to flood the part and tooling becomes restricted. Some high pressure coolant systems sound an audible alarm and abruptly shut down the machine when low coolant flow occurs. This results in downtime to fix the problem and clear the alarm. That isn't the case with standard machines where immediate damage can occur if the operator fails to spot the lack of coolant. Regular cleaning of the coolant sump with the Chip Trapper can quickly eliminate this very costly problem.



The Chip Trapper pumps the coolant back into the sump – free of chips and debris.



Chip Trapper filters out solids from parts washer fluids.

### Applications

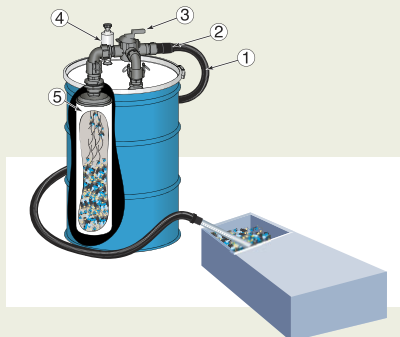
- CNC's
- Lathes
- Saws
- Mills
- Drills
- Parts washers
- Pits
- Tanks
- Containers
- Grinders

### Advantages

- Removes unwanted solids from liquid
- Recycles coolants
- No moving parts
- No motors to clog or wear out
- Self priming stainless steel pump
- Safe - no electricity
- Built-in pressure/vacuum relief
- Drum is included
- Spill free – auto safety shutoff
- Quiet

\*Patent #8153001 and #8268179

## How The Chip Trapper Works



The vacuum hose (1) is attached to the barbed connection of the Chip Trapper (2). The directional flow control valve on top of the drum (3) and knob on the pump (4) are set to the "fill" position. The air supply valve is opened to permit compressed air at 80-100 PSIG (5.5 – 6.9 BAR) to flow through the pump which pulls the liquid through the hose, then into the reusable filter bag (5). When all liquid is in the drum, the air supply is turned off. The filtered liquid can then be pumped out by setting the directional flow control valve on top of the drum and the knob on the pump to the "empty" position. Once the air supply valve is opened, the air pushes the liquid back through the hose while all solids remain in the reusable filter bag.

**Warning:** Do not use with any material with a low flash point or with flammable liquids such as fuel oil, alcohol, mineral spirits, gasoline or kerosene.

## Chip Trapper System Specifications

Pressure Supply 80 PSIG (5.5 BAR)	Air Consumption		Water Flow Rate		Sound Level
DESCRIPTION	SCFM	SLPM	GPM	LPM	86 dBA
CHIP TRAPPER	19	538	30	114	

The filter bag included with the system provides 5 micron filtration.

### Built To Last

The stainless steel pump has no motors or impellers to clog or wear out and there is no electricity or shock hazard! Safe operation is assured with a built-in pressure/vacuum relief and an automatic safety shutoff valve that prevents spills or overflowing.



The Chip Trapper includes the pump assembly with directional flow valve, a 30, 55 or 110 gallon drum, 10' (3m) chemical resistant hose, 20' (6.1m) compressed air hose, aluminum chip wand, (2) reusable 5 micron filter bags and drum dolly.

**Order Direct**  
We Ship From Stock

### Chip Trapper Systems

Model #	Description
6198	55 Gallon Chip Trapper System includes the Reversible Drum Vac pump assembly, directional flow valve, 55 gallon drum, lever lock drum lid, shutoff valve, 10' (3m) flexible vacuum hose (1-1/2"/38mm I.D.), 20' (6.1m) compressed air hose, chip wand, (2) filter bags and drum dolly.
6198-30	30 Gallon Chip Trapper System - same as Model 6198 except includes a 30 gallon drum
6198-110	110 Gallon Chip Trapper - same as Model 6198 except includes a 110 gallon drum.
6091	Reversible Drum Vac Only - included in all systems listed above.

### Accessories

Model #	Description	Model #	Description
901060-1	Replacement Filter Bag, 1 micron	901060-200	Replacement Filter Bag, 200 micron
901060	Replacement Filter Bag, 5 micron	901060-SP	Filter Bag Sample Pack- Includes one each 1, 25, 50, 100 & 200 micron bags
901060-25	Replacement Filter Bag, 25 micron	6901	Spill Recovery Kit includes a one-piece 54" (1372mm) ABS wand and 14" (356mm) double blade squeegee tool
901060-50	Replacement Filter Bag, 50 micron	9001	Auto Drain Filter Separator, 3/8 NPT, 65 SCFM (1,841 SLPM)
901060-100	Replacement Filter Bag, 100 micron		

## High Lift Chip Trapper™

Filter chips and solids out of used coolant and liquids from below grade sumps or elevated tanks!

Vacuum in liquid with solids and pump out only the liquid, with 15 feet of lift!

### What Is The High Lift Chip Trapper?

The patented\* High Lift Chip Trapper offers a fast, easy way to clean chips, swarf and shavings out of used coolants and other liquids. The High Lift Chip Trapper vacuums the coolant or liquid that is filled with debris and traps all the solids in a reusable filter bag. Only the liquid pumps back out. It is ideal for use on pits, wells, below grade sumps, tanks and storage containers of contaminated liquids.



### Why The High Lift Chip Trapper?

EXAIR's compressed air operated High Lift Chip Trapper System attaches quickly to the included 30, 55 or 110 gallon drum lid. Its high powered vacuum is able to lift liquids up to 15 feet or pump liquids from as far as 20 feet and fill a 55 gallon drum in less than 85 seconds. With the simple turn of a knob, the same stainless steel pump quickly empties the drum. The High Lift Chip Trapper has the extra power you need to move liquids from below grade work areas, sumps or tanks.

Wells, pits, below grade or elevated tanks can accumulate debris. This debris can cause problems when the liquid is transferred into a machine or process. Waste oil for heating or recycled lubricants which are suitable for dirtier jobs can be used without worry of solids damaging equipment. The heavy duty power of the High Lift Chip Trapper is capable of moving high viscosity liquids up to 1400 centipoise.



### Applications

- Below grade coolant sumps
- Deep wells
- Underground storage tanks
- Pits
- Drains
- Deep hole broaching
- Bulk storage tanks
- Cisterns

### Advantages

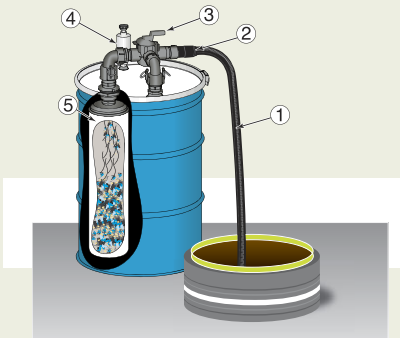
- Removes unwanted solids from liquid
- Recycles coolants
- No moving parts
- No motors to clog or wear out
- Self priming stainless steel pump
- Safe - no electricity
- Built-in pressure/vacuum relief
- Spill free - auto safety shutoff
- Quiet

**Pump Farther  
Pump Higher  
Pump Thicker  
Liquids**

If you need assistance choosing the right High Lift Chip Trapper System, please contact an Application Engineer to discuss your application.

\*Patent #8153001 and #8268179

## How The High Lift Chip Trapper Works



The vacuum hose (1) is attached to the barbed connection of the High Lift Chip Trapper (2). The directional flow control valve on top of the drum (3) and knob on the pump (4) are set to the "fill" position. The air supply valve is opened to permit compressed air at 80-100 PSIG (5.5 – 6.9 BAR) to flow through the pump which pulls the liquid through the hose, then into the reusable filter bag (5). When all liquid is in the drum, the air supply is turned off. The filtered liquid can then be pumped out by setting the directional flow control valve on top of the drum and the knob on the pump to the "empty" position. Once the air supply valve is opened, the air pushes the liquid back through the hose while all solids remain in the reusable filter bag.

**Warning:** Do not use with any material with a low flash point or with flammable liquids such as fuel oil, alcohol, mineral spirits, gasoline or kerosene.

## High Lift Chip Trapper System Specifications

Pressure Supply	Air Consumption		Lift		Water Flow Rate	Sound Level	
80 PSIG (5.5 BAR)	SCFM	SLPM	"H <sub>2</sub> O	mm Hg	GPM	LPM	
DESCRIPTION							83 dBA
HIGH LIFT CHIP TRAPPER	43	1,218	180	336	30	114	

## Built To Last

The stainless steel pump has no motors or impellers to clog or wear out and there is no electricity or shock hazard! Safe operation is assured with a built-in pressure/vacuum relief and an automatic safety shutoff valve that prevents spills or overflowing.



See page 4 for complete details.



The High Lift Chip Trapper includes the pump assembly with directional flow valve, a 30, 55 or 110 gallon drum, 20' (6.1m) chemical resistant hose, 20' (6.1m) compressed air hose, aluminum chip wand, (2) reusable 5 micron filter bags and drum dolly.



The 5 micron filter bag traps all the chips so no solids get pumped back out of the drum.

## High Lift Chip Trapper Systems

Model #	Description
6190	55 Gallon High Lift Chip Trapper System includes the High Lift Reversible Drum Vac pump assembly, directional flow valve, 55 gallon drum, lever lock drum lid, shutoff valve, 20' (6.1m) flexible vacuum hose (1-1/2"/38mm I.D.), 20' (6.1m) compressed air hose, chip wand, (2) filter bags and drum dolly.
6190-30	30 Gallon High Lift Chip Trapper System - same as Model 6190 except includes a 30 gallon drum.
6190-110	110 Gallon High Lift Chip Trapper - same as Model 6190 except includes a 110 gallon drum.
6095	High Lift Reversible Drum Vac Only- Included in all systems listed above.

## Accessories

Model #	Description	Model #	Description
901060-1	Replacement Filter Bag, 1 micron	901060-200	Replacement Filter Bag, 200 micron
901060	Replacement Filter Bag, 5 micron	901060-5P	Filter Bag Sample Pack- Includes one each 1, 25, 50, 100 & 200 micron bags
901060-25	Replacement Filter Bag, 25 micron	6901	Spill Recovery Kit includes a one-piece 54" (1372mm) ABS wand and 14" (356mm) double blade squeegee tool
901060-50	Replacement Filter Bag, 50 micron		
901060-100	Replacement Filter Bag, 100 micron	9001	Auto Drain Filter Separator, 3/8 NPT, 65 SCFM (1,841 SLPM)

## Chip Vac™


QUIET,  
only 77  
dBA

### Vacuums chips directly into an open-top drum with no moving parts!

#### What Is The Chip Vac?

EXAIR's Chip Vac picks up dry or wet chips and delivers them directly to an ordinary open-top drum. The Chip Vac is used to clean chips from fixtures, floors and work surfaces of machining centers, lathes, saws, mills and other industrial equipment. The powerful suction is ideal for fast and efficient cleaning.

EXAIR's Mini Chip Vac System delivers the same cleaning power for small jobs. It comes complete with a 5 gallon drum and all the tools.



#### Why The Chip Vac?

The compressed air operated Chip Vac is an industrial duty vacuum designed specifically for vacuuming chips. It creates a powerful direct flow action that vacuums metal, wood or plastic chips into an ordinary drum. Designed for occasional use with dusty materials, the included filter bag keeps the surrounding air clean.



The Chip Vac removes abrasive stainless steel chips from a CNC.

Electrically operated "all purpose" vacuums aren't designed for use in industrial environments. As a result, motors wear out quickly and impellers clog. The Chip Vac has no moving parts to wear out or break which ensures long life. Sound level is half that of electric vacs.

The Chip Vac Systems include a drum lid with a locking ring that fits an open top drum. In less than a minute, the Chip Vac can be removed and easily placed onto another drum to keep different materials separate for recycling. Constant heavy lifting and dumping of the vacuum cleaner tanks is eliminated since all chips are vacuumed directly into the drum.



110 Gallon Chip Vac offers maximum capacity cleanup on a large machining operation.



The Mini Chip Vac allows for easy clean up of small messes.

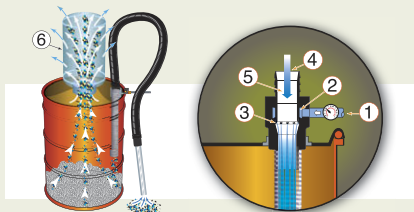
#### Applications

- CNC's
- Lathes
- Saws
- Mills
- Drills
- Grinders
- Routers
- Molding machines
- Absorbent pick-up

#### Advantages

- No moving parts
- Low cost
- No motors to clog or wear out
- No electricity
- Chips go directly into a drum
- Powerful direct flow action
- Includes accessories
- 50% quieter than electric vacs

## How The Chip Vac Works



Compressed air, normally 80-100 PSIG (5.5 - 6.9 BAR), flows through the inlet (1) into an annular plenum chamber (2). It is then injected into the throat through directed nozzles (3). These jets of air create a vacuum at the intake (4) which draws material in, accelerates it through the unit (5), and directs it to the bottom of the drum. The airflow exhausts through the port in the drum lid. Airborne particles are trapped by the filter bag (6).

The Chip Vac System can be used with an open head steel, fiber or plastic drum that is in good condition (ANSI Standard #MH2-2004). To prevent material contamination, a poly drum liner can be inserted into the drum.

**Warning:** Do not use with combustible dust.



Deluxe and Premium Chip Vac Systems include a drum dolly.

## Chip Vac System Specifications

Size	Pressure PSIG	Supply BAR	Air Consumption SCFM	SLPM	INLET	Sound Level
110, 55 & 30 Gallon	80	5.5	40	1,132	3/8 NPT	77 dBA
5 Gallon	80	5.5	33	934	3/8 NPT	

Air consumption has been minimized by using the appropriate amount of air required for vacuuming chips.



The Model 6193 Chip Vac System includes a vacuum hose, chip wand and plastic tools.



The Model 6193-5 Mini Chip Vac System includes a vacuum hose, 5 gallon drum, chip wand and plastic tools.



Premium Chip Vac Systems include the drum, drum dolly, an upgrade to static resistant hose, heavy duty aluminum tools, tool holder, air hose and quick connects fittings. (Model 6393 shown.)

## Chip Vac Systems

Model #	Description
6193	55 Gallon Chip Vac System includes the Chip Vac, lever lock drum lid, shutoff valve, filter bag, 10' (3m) flexible vacuum hose (1-1/2"/38mm I.D.), chip wand, (2) extension wands, crevice tool, brush, skimmer and floor tool (drum not included).
6193-30	30 Gallon Chip Vac System - same as Model 6193 except fits a 30 gallon drum (drum not included).
6193-5	5 Gallon Mini Chip Vac System - includes the Chip Vac (3/8 NPT), shutoff valve, filter bag, 5 gallon container with lid and lock ring, 10' (3m) flexible vacuum hose (1-1/2"/38mm I.D.), aluminum chip wand, (2) extension wands, crevice tool, brush, skimmer and floor tool.
6293	55 Gallon Deluxe Chip Vac System - same as Model 6193 and adds drum dolly and tool holder (drum not included).
6293-30	30 Gallon Deluxe Chip Vac System - same as Model 6293 except fits 30 gallon drum (drum not included).
6293-5	5 Gallon Deluxe Chip Vac System - same as Model 6193-5 and adds drum dolly.
6393	55 Gallon Premium Chip Vac System - same as Model 6193 and adds a 55 gallon drum, drum dolly, an upgrade to static resistant hose, an upgrade to heavy duty aluminum tools, 20' (6.1m) air hose, tool holder and quick connects fittings.
6393-30	30 Gallon Premium Chip Vac System - same as Model 6393 except includes 30 gallon drum.
6393-110	110 Gallon Premium Chip Vac System - same as Model 6393 except includes a 110 gallon drum.
6093	Chip Vac Only - included in all 30 gallon through 110 gallon systems listed above.
6093-5	Mini Chip Vac Only - included with 6193-5 and 6293-5 5 gallon systems.

## Accessories

Model #	Description	Model #	Description
6804	Replacement Filter Bag	9041-5	5 Gallon Drum Dolly
901176	Tool Holder	9041-30	30 Gallon Drum Dolly
901071	Heavy Duty Aluminum Tools plus Tool Holder	9041	55 Gallon Drum Dolly
6569-20	20' (6.1m) Flexible Vacuum Hose (1-1/2" / 38mm I.D.)	9041-110	110 Gallon Drum Dolly



## Heavy Duty Dry Vac™

QUIET,  
only **82** dBA

**Vacuum more material in less time!**  
**Industrial duty vacuum has a rugged construction to resist wear!**

### What Is The Heavy Duty Dry Vac?

EXAIR's Heavy Duty Dry Vac attaches to an ordinary 30, 55 or 110 gallon open-top drum to turn it into a powerful, industrial duty vacuum cleaner. The Heavy Duty Dry Vac has been engineered to vacuum more dry materials in less time with less wear.

Designed for tough industrial environments, the hardened alloy construction resists premature wear while the increased power handles difficult jobs and harsh conditions. The quiet operation makes it suitable for a wide variety of applications including the clean up of abrasive materials like steel shot, garnet, metal chips and sand while also useful for general purpose applications like vacuuming floors, machines, work stations, industrial machinery and equipment.

### Why The Heavy Duty Dry Vac?

Electrically operated vacuums have motors and impellers that clog and wear out quickly. There's also a potential shock hazard when electric vacs are used in standing liquids. The Heavy Duty Dry Vac is compressed air powered which eliminates the shock hazard. It has no moving parts to wear out or break, to assure long life. It is quiet with a sound level that is half that of electric vacs. A static resistant hose prevents painful shocks when vacuuming dry materials.



The Heavy Duty Dry Vac cleans up a spill of tumbling media.



110 Gallon Heavy Duty Dry Vac provides maximum capacity cleanup for a large, dusty walnut shell blasting application.



Sand that covers the floor around a sand blaster is quickly vacuumed into the drum using the rugged floor tool.

	Vacuuming Rate Comparison		
<b>1/4 NPT Pipe Plugs</b> bulk density is 250 lb/ft <sup>3</sup> (4005 kg/m <sup>3</sup> )	<b>Plastic Pellets (tumbling media)</b> bulk density is 69.3 lb/ft <sup>3</sup> (1110 kg/m <sup>3</sup> )	<b>Steel Shot (blasting media)</b> bulk density is 317.7 lb/ft <sup>3</sup> (5089 kg/m <sup>3</sup> )	
<b>Standard Chip Vac</b>	11.1 lbs/min (5 kg/min)	27.4 lbs/min (12.4 kg/min)	13 lbs/min (5.9 kg/min)
<b>HD Dry Vac</b>	26.9 lbs/min (12.2 kg/min)	51.6 lbs/min (23.4 kg/min)	32 lbs/min (14.5 kg/min)
<b>% Increase</b>	142%	88%	146%

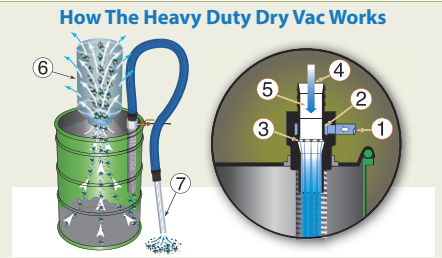
### Applications

- Work surfaces
- Abrasive tumbling media
- Industrial machinery
- Shop floors
- Sand blasting equipment
- Grinders
- Punch presses
- Absorbent pick-up
- Building maintenance/remodeling
- Saws
- Gravel

### Advantages

- Moves more material in less time
- Hardened construction resists wear
- No moving parts - maintenance free
- No motors to clog or wear out
- No electricity
- Continuous duty with high capacity
- Static resistant hose
- Quiet
- Powerful direct flow action
- Heavy duty accessories

## How The Heavy Duty Dry Vac Works



Compressed air, normally 80-100 PSIG (5.5 - 6.9 BAR), flows through the inlet (1) into an annular plenum chamber (2). It is then injected into the throat through directed nozzles (3). These jets of air create a vacuum at the intake (4) which draws material in, accelerates it through the unit (5), and directs it to the bottom of the drum. The airflow exhausts through the port in the drum lid. Airborne particles are trapped by the filter bag (6). The Heavy Duty Dry Vac unit (5) and vacuum tools (7) are built to withstand rugged use.

The Heavy Duty Dry Vac's lever lock drum lid fits any open top drum. Moving it from one drum to another can be done quickly, making it easy to keep different materials separate for recycling. All materials are vacuumed directly into the drum, eliminating the heavy lifting that is common with electrically powered vacuums. The Heavy Duty Dry Vac can be used with an open head steel, fiber or plastic drum that is in good condition (ANSI Standard #MH2-2004). To prevent material contamination, a poly drum liner can be inserted into the drum.

**Warning:** Do not use with combustible dust.

## Heavy Duty Dry Vac System Specifications

Model	Pressure Supply PSIG	Pressure Supply BAR	Air Consumption SCFM	Air Consumption SLPM	INLET	Sound Level
ALL	80	5.5	68	1,924	3/8 NPT	82 dBA



The Model 6197 Heavy Duty Dry Vac System includes 10' (3m) static resistant hose, 20' (6.1m) compressed air hose, filter bag, aluminum chip wand, shutoff valve and gauge.



The Model 6297 Deluxe Heavy Duty Dry Vac System comes complete with a 10' (3m) static resistant hose, 20' (6.1m) compressed air hose, filter bag, shutoff valve, gauge, heavy duty tools, tool holder and drum dolly.

Premium Heavy Duty Dry Vac Systems are the same as Model 6297 and add either a 30, 55 or 110 gallon drum.

## Heavy Duty Dry Vac Systems

Model #	Description
6197	55 Gallon Heavy Duty Dry Vac System includes the Heavy Duty Dry Vac, lever lock drum lid, shutoff valve, filter bag, 10' (3m) polyethylene static resistant hose (1-1/2"/38mm I.D.), hose hanger, 1/2 NPT quick connect couplings, 20' (6.1m) air hose with swivel fitting, pressure gauge, and aluminum chip wand (drum not included).
6197-30	30 Gallon Heavy Duty Dry Vac System - same as the Model 6197 excepts fits a 30 gallon drum (drum not included).
<b>TOP PICK</b> 6297	55 Gallon Deluxe Heavy Duty Dry Vac System - same as Model 6197 plus drum dolly and heavy duty aluminium tools. Additional tools include 2 piece double bend wand, 12" (305mm) floor tool, 11" (279mm) crevice tool, 24" (610mm) crevice tool, skimmer tool with detachable brush, tool holder, and a 3-1/2" (89mm) diameter dust brush with conductive bristles (drum not included).
6297-30	30 Gallon Deluxe Heavy Duty Dry Vac System - same as the Model 6297 except fits a 30 gallon drum (drum not included).
6397	55 Gallon Premium Heavy Duty Dry Vac System - same as the Model 6297 and adds a 55 gallon drum.
6397-30	30 Gallon Premium Heavy Duty Dry Vac System - same as the Model 6397 except includes a 30 gallon drum.
6397-110	110 Gallon Premium Heavy Duty Dry Vac System - same as the Model 6397 except includes a 110 gallon drum.
6097	Heavy Duty Dry Vac only - included in all systems listed above.

## Accessories

Model #	Description	Model #	Description
6804	Replacement Filter Bag	9041-30	30 Gallon Drum Dolly
901176	Tool Holder	9041-110	110 Gallon Drum Dolly
901071	Heavy Duty Aluminum Tools plus Tool Holder	901069	55 Gallon Drum Only
6580-20	20' (6.1m) Static Resistant Vacuum Hose	901069-30	30 Gallon Drum Only
9041	55 Gallon Drum Dolly	901069-110	110 Gallon Drum Only

## Heavy Duty HEPA Vac™

QUIET  
only **82** dBA

**A rugged HEPA quality vacuum!  
High capacity cleaning for dusty  
environments!**

**NEW**



### What Is The Heavy Duty HEPA Vac?

EXAIR's compressed air operated Heavy Duty HEPA Vac attaches to an ordinary 30, 55, or 110 gallon open top drum to turn it into a powerful, HEPA (High Efficiency Particulate Air) quality, industrial vacuum cleaner. Like the Heavy Duty Dry Vac, it's powerfully designed to move more material with less wear. In addition, the Heavy Duty HEPA Vac has been engineered to filter contaminants to HEPA requirements in dusty environments requiring frequent cleaning.

### Why The Heavy Duty HEPA Vac?

Engineered for dusty environments that require regular cleaning, the HEPA filter is designed with high capacity in mind. Ordinary vacuums can clog up quickly in environments with an abundance of dust or particulates. An economical, easily maintained pre-filter stops larger particles of debris while the HEPA filter handles smaller matter. All of EXAIR's filters are 100% tested in strict accordance to IEST-RP-CC-007 for minimum 99.97% filtration at the 0.3 micron level to meet HEPA standards. An optional filter protector is available to extend the life of the HEPA filter.

The Heavy Duty HEPA Vac does not use electricity and has no moving parts, assuring maintenance free operation. This eliminates the risk of electric shock often associated with electric shop vacs. Static resistant hose prevents painful shocks when vacuuming dry, dusty materials.



A clogged filtering system for a buffing booth is quickly cleaned and put back into service using the Heavy Duty HEPA Vac.



A technician uses a Heavy Duty HEPA Vac to perform scheduled maintenance on a pulverizer.

Industrial  
Housekeeping

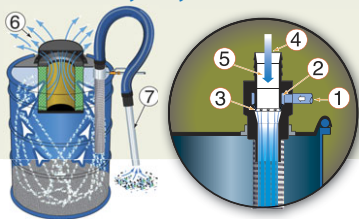
### Applications

- Critical dust removal
- Clean up around grit and dust producing equipment
- Abrasive media
- Shop floors
- Drywall refinishing
- Industrial contaminants
- Mold and allergen removal
- Trapping dust and airborne irritants
- Eliminate exhaust debris

### Advantages

- For frequent use in dusty environments
- Hardened construction resists wear
- No moving parts - maintenance free
- No electricity
- Static resistant hose
- Dust free operation
- Reduces exposure to airborne particulates
- Includes accessories
- Quiet

## How The Heavy Duty HEPA Vac Works



Compressed air, normally 80-100 PSIG (5.5 - 6.9 BAR), flows through the inlet (1) into an annular plenum chamber (2). It is then injected into the throat through directed nozzles (3). These jets of air create a vacuum at the intake (4) which draws material in, accelerates it through the unit (5), and directs it to the bottom of the drum. The airflow passes first through the pre-filter and then through the 0.3 micron HEPA filter, trapping airborne particles. It then exhausts through the vent in the drum lid (6). The Heavy Duty Dry Vac unit (5) and vacuum tools (7) are built to resist wear.

The Heavy Duty HEPA Vac's lever lock drum lid fits any open top 30, 55 or 110 gallon drum. Moving it from one drum to another can be done quickly, making it easy to keep different materials separate for recycling. All materials are vacuumed directly into the drum, eliminating the heavy lifting that is common with electrically powered vacuums. The Heavy Duty HEPA Vac can be used with an open head steel, fiber or plastic drum that is in good condition (ANSI Standard #MH2-2004). To prevent material contamination, a poly drum liner can be inserted into the drum.

## Heavy Duty HEPA Vac System Specifications

Model	Pressure PSIG	Supply BAR	Air Consumption SCFM	SLPM	INLET	Sound Level
ALL	80	5.5	68	1,924	3/8 NPT	82 dBA



The Model 6199 Heavy Duty HEPA Vac System includes HEPA filter, pre-filter, 10' (3m) static resistant hose, 20' (6.1m) compressed air hose, aluminum chip wand, shutoff valve and gauge.



The Model 6299 Deluxe Heavy Duty HEPA Vac System comes complete with HEPA filter, pre-filter, 10' (3m) static resistant hose, 20' (6.1m) compressed air hose, shutoff valve, gauge, heavy duty tools, tool holder and drum dolly.

Premium Heavy Duty HEPA Vac Systems are the same as Model 6299 and add either a 30, 55 or 110 gallon drum.

**Warning:** Do not use with combustible dust.

**Built to Last**  
**5** yr.  
**WARRANTY**  
on pump for complete details

## Heavy Duty HEPA Vac Systems

Model #	Description
<b>6199</b>	55 Gallon Heavy Duty HEPA Vac System includes Heavy Duty Dry Vac, lever lock drum lid, shutoff valve, pre-filter, HEPA filter, 10' (3m) polyethylene static resistant hose (1-1/2"/38mm I.D.), hose hanger, 11" NPT quick connects coupling, 20' (6.1m) air hose with swivel fitting, pressure gauge, and aluminum chip wand (drum not included)
<b>NEW 6199-30</b>	30 Gallon Heavy Duty HEPA Vac System - same as Model 6199 except fits a 30 gallon drum (drum not included).
<b>6299</b>	55 Gallon Deluxe Heavy Duty HEPA Vac System- same as Model 6199 plus drum dolly and heavy duty aluminum tools. Additional tools include 2 piece double bend wand, 12" (305mm) floor tool, 11" (279mm) crevice tool, 24" (610mm) crevice tool, skimmer tool with detachable brush, tool holder, and a 3-1/2" (89mm) diameter dust brush with conductive bristles (drum not included).
<b>NEW 6299-30</b>	30 Gallon Deluxe Heavy Duty HEPA Vac System - same as Model 6299 except fits a 30 gallon drum (drum not included).
<b>6399</b>	55 Gallon Premium Heavy Duty HEPA Vac System- same as the Model 6299 and adds a 55 gallon drum.
<b>NEW 6399-30</b>	30 Gallon Premium Heavy Duty HEPA Vac System - same as Model 6399 except includes a 30 gallon drum.
<b>6399-110</b>	110 Gallon Premium Heavy Duty HEPA Vac System- same as Model 6399 except includes a 110 gallon drum.
<b>6097</b>	Heavy Duty Dry Vac only - included in all systems listed above.

## Accessories

Model #	Description	Model #	Description
<b>901356</b>	Replacement Pre-filter	<b>9041</b>	55 Gallon Drum Dolly
<b>901357</b>	Replacement HEPA Filter	<b>9041-30</b>	30 Gallon Drum Dolly
<b>901373</b>	Optional Filter Protector	<b>901176</b>	Tool Holder
<b>901071</b>	Heavy Duty Aluminum Tools plus Tool Holder	<b>901069</b>	55 Gallon Drum Only
<b>6580-20</b>	20' (6.1m) Static Resistant Vacuum Hose	<b>901069-30</b>	30 Gallon Drum Only

## Vac-u-Gun™

**Vacuum, blow and transfer with no moving parts!**

**Rugged die cast construction for industrial use!**



### What Is The Vac-u-Gun?

A low cost solution to a wide variety of industrial housekeeping problems. The Vac-u-Gun is a vacuum gun, a blow gun and a transfer tool all in one. Lightweight and easy to use, the Vac-u-Gun has durable die cast construction with no moving parts to wear out.

### Why The Vac-u-Gun?

The Vac-u-Gun uses less compressed air than an ordinary blow gun. It injects a small amount of compressed air through directed nozzles to produce a vacuum on one end and a high output flow on the other. The amplified output flow is 12 times the air consumption rate.

The Vac-u-Gun offers a more efficient way to blowoff, cool, dry and clean. In vacuum mode, work surfaces can be easily cleaned by vacuuming the debris away instead of blowing it off the surface only to sweep it up later. In blow mode, the Vac-u-Gun has a large 1-1/4" (32mm) diameter that allows it to cover more surface area in less time compared to ordinary air guns. Transferring materials over long distance is also possible using the smooth bore vacuum hose. Three Vac-u-Gun Systems with tools are available.




See page 4 for complete details.



Model 6192 Vac-u-Gun Collection System with bag vacuums absorbent and chips.



Model 6292 Vac-u-Gun Transfer System carries dust away from sensitive electronic controls.



Model 6392 Vac-u-Gun All Purpose System removes plastic shavings from a saw.

### Applications

- Vacuum shavings
- Vacuum absorbent
- Vacuum sawdust
- Vacuum spills
- Transfer small parts
- Transfer pellets
- Transfer trim
- Blow chips
- Blow water
- Blow coolant
- Blow scrap

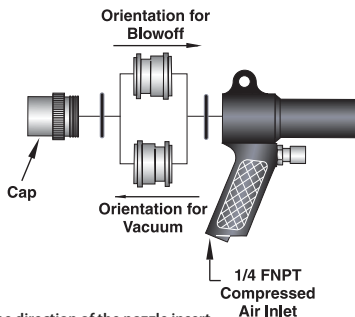
### Advantages

- Low cost
- No moving parts – maintenance free
- Durable – die cast construction
- Switch from vacuum to blow mode in seconds
- Safe – no electricity
- Meets OSHA pressure requirements
- Vacuum or blowoff
- Lightweight and portable
- Versatile
- Quiet

## Vac-u-Gun Specifications

Pressure Supply		Air Consumption		Vacuum		Force		Sound Level
PSIG	BAR	SCFM	SLPM	"H <sub>2</sub> O	kPa	Ozs	Grams	Inlet
80	5.5	13	368	-29.5	-7	9	255	1/4 NPT
								84 dBA*

\* Tested in "vacuum" mode with bag attached.



Reverse the direction of the nozzle insert to change from vacuum to blowoff.

## Versatile

In seconds, the Vac-u-Gun can be transformed from a powerful vacuum gun into an efficient blow gun or into a transfer tool for lightweight materials. Each Vac-u-Gun System comes complete with a set of attachments to suit numerous industrial applications.

**Warning:** Do not use with combustible dust.



In blow mode, the Vac-u-Gun consumes less air than ordinary blow guns.

## Vac-u-Gun Systems



**Model 6192 Collection System** includes Vac-u-Gun, reusable bag, brush, crevice tool, skimmer tool and (2) extension wands.



**Model 6292 Transfer System** includes Vac-u-Gun, 10' (3m) vacuum hose, brush, crevice tool, skimmer tool and (2) extension wands.



**Model 6392 All Purpose System** includes Vac-u-Gun, reusable bag, 10' (3m) vacuum hose, brush, crevice tool, skimmer tool and (2) extension wands.

### Accessories

Model #	Description
9001	Auto Drain Filter Separator, 3/8 NPT, 65 SCFM (1,841 SLPM)
9005	Oil Removal Filter, 3/8 NPT, 15-37 SCFM (425-1,048 SLPM)
6092	Vac-u-Gun Only - included with all systems shown above.



**Order Direct**  
**We Ship From Stock**

[www.exair.com](http://www.exair.com) [techelp@exair.com](mailto:techelp@exair.com)

## Deep Hole Vac-u-Gun™

**Blow chips loose and  
vacuum them away in  
one step!**

**Ideal for cleaning  
cavities and drilled  
holes!**



### What Is The Deep Hole Vac-u-Gun?

The Deep Hole Vac-u-Gun is a low cost solution to quickly remove chips and contaminants from grooves, containers and drilled holes where blow guns could create potentially hazardous flying debris. Simply position the Deep Hole Vac-u-Gun over the hole and press the trigger. A small blow tube dislodges and lifts the chips while the large suction tube vacuums them away. The operator is protected from flying debris since all contaminants are contained within the clear suction tube. It is perfect for cleaning holes up to 1-1/4" (32mm) diameter at a depth of 18" (457mm).



### Why The Deep Hole Vac-u-Gun?

The Deep Hole Vac-u-Gun uses less compressed air than an ordinary blow gun. It injects a small amount of compressed air through directed nozzles to produce a vacuum on one end and a high output flow on the other. The amplified output flow is 12 times the air consumption rate.

Lightweight and easy to use, the Deep Hole Vac-u-Gun has a durable die cast construction with no moving parts to wear out. A hanger is provided for easy storage or for mounting on a tool balancer.



**Model 6394 Deep Hole Vac-u-Gun All Purpose System** removes the chips from a drilled plastic part.



The Model 6194 Deep Hole Vac-u-Gun cleans the t-slots on a milling machine.

### Applications

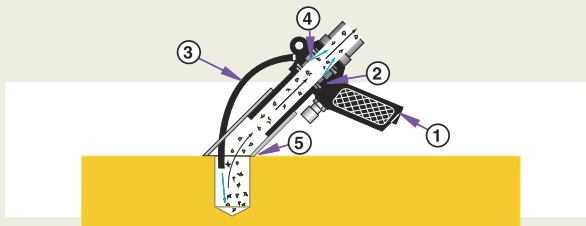
- Holes in fixtures
- Drilled plastics
- T-slots – groove cleaning
- Coolant evacuation from parts
- Woodworking
- Container cleaning
- Tapped holes
- Cupped surfaces
- Cavity evacuation
- Bottle cleaning
- Punch press tables

### Advantages

- Low cost
- No moving parts – maintenance free
- Durable – die cast construction
- Eliminates shock hazard - no electricity
- Meets OSHA pressure and chip guard requirements
- Safe operation - no flying chips
- Lightweight and portable
- Quiet
- Low air consumption

**ORDER ONLINE**  
at EXAIR.com

## How The Deep Hole Vac-u-Gun Works



Compressed air, normally 80-100 PSIG (5.5 - 6.9 BAR), flows through the inlet (1) into an annular plenum chamber (2) when the trigger is depressed. A small amount of air is injected into the blow tube (3) to

provide lift for the chips or debris. The larger airflow is injected into the throat of the gun through directed nozzles (4). These jets of air create a vacuum at the intake (5) which draws material in

and accelerates it through the unit. The chips, debris or other particulates can then be exhausted into a filter bag or hose attached to the Deep Hole Vac-u-Gun System.

## Deep Hole Vac-u-Gun Specifications

Pressure Supply		Air Consumption		Vacuum		Sound Level
PSIG	BAR	SCFM	SLPM	"H <sub>2</sub> O	kPa	84 dBA*
80	5.5	15	425	-32	-8	

\* Tested in "vacuum" mode with bag attached.

The Deep Hole Vac-u-Gun should not be operated without a filter bag or vacuum hose attached to the exhaust. Vacuum tools can not be used with this product.

**Warning:** Do not use with combustible dust.

## Deep Hole Vac-u-Gun Systems



**Model 6094**  
Deep Hole Vac-u-Gun Only



**Model 6194**  
Deep Hole Vac-u-Gun with Bag  
includes Deep Hole Vac-u-Gun and reusable bag.



**Model 6394**  
Deep Hole Vac-u-Gun  
All Purpose System  
includes Deep Hole Vac-u-Gun, reusable bag and 10' (3m) vacuum hose.

Industrial Housekeeping

### Accessories

Model #	Description
9001	Auto Drain Filter Separator, 3/8 NPT, 65 SCFM (1,841 SLPM)
9005	Oil Removal Filter, 3/8 NPT, 15-37 SCFM (425-1,048 SLPM)



**Order Direct**  
**We Ship From Stock**

[www.exair.com](http://www.exair.com) [techelp@exair.com](mailto:techelp@exair.com)





## Air Stik™ Window Blowoff

Keep the window of your machine clear of coolants!

View the part and the process at all times!

### What Is The Window Blowoff?

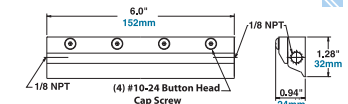
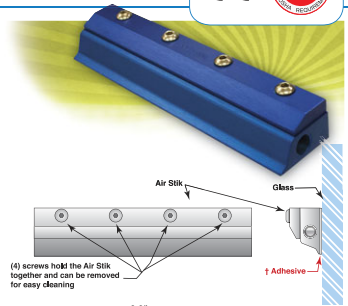
EXAIR's Window Blowoff Systems give the machine operator a clear view of the part and the machining operation when coolants or cutting fluids are used. The machinist can then make decisions affecting the part and process, resulting in faster machine set up and increased productivity. Tool damage and unnecessary downtime can be eliminated.

### Why The Window Blowoff?

The Air Stik is ideal for open or closed top machines. It provides a directed, high velocity sheet of air to blow down the surface of the window.

The Air Stik comes with all the necessary connections for fast, easy set up. The compact design permits mounting in machines that are fitted with bars or grills that protect the window. A strong adhesive bonds the unit to the glass or polycarbonate. A shutoff valve giving the operator "on/off" control makes it easy to increase the air velocity when there is a high volume of coolant on the window.

**Warning:** Compressed air must be turned off before opening the door of the machine to prevent airborne coolant from contacting the operator.



### Air Stik Window Blowoff Systems

**Model 6201 Air Stik Window Blowoff for Closed Top Machines** includes the Air Stik with adhesive backing and elbow fitting, automatic drain filter separator, 12' (3.7m) coiled air hose, 1/4 NPT bulk head fitting, manual valve, shim set and alcohol cleaning pad.

**Model 6202 Air Stik Window Blowoff for Open Top Machines** includes the Air Stik with adhesive backing and elbow fitting, automatic drain filter separator, 12' (3.7m) coiled air hose, 1/4 NPT magnetic base with manual valve, shim set and alcohol cleaning pad.

### Advantages

- Low cost
- Faster set up and part tests
- Reduce machine damage
- Avoid costly mistakes
- Increase productivity
- Monitor tool life for replacement - reduce part rejects
- No mechanical wiper to scratch the window
- "On/off" control saves compressed air
- No moving parts to wear out
- Easy installation

### Window Blowoff Specifications

Pressure Supply 80 PSIG (5.5 BAR)		Air Consumption		Sound Level
Model	DESCRIPTION	SCFM	SLPM	dBA
6201	AIR STIK (CT)	20	577	72
6202	AIR STIK (OT)	20	577	72

Review the dimensions of the Air Stik to determine if there is proper clearance between the sliding door and the frame of your machine.

### Accessories

Model #	Description
9004	Auto Drain Filter Separator, 1/4 NPT, 43 SCFM (1,218 SLPM) (included with both systems)
9005	Oil Removal Filter, 3/8 NPT, 15-37 SCFM (425-1,048 SLPM)
9008	Pressure Regulator with Gauge, 1/4 NPT, 50 SCFM (1,416 SLPM)
9020	Solenoid Valve Only, 120V, 50/60 Hz, 1/4 NPT, 40 SCFM (1,133 SLPM)
9040	Foot Pedal Valve, 1/4 NPT, 60 SCFM (1,698 SLPM)
6401	Air Stik Shim Set

† Strong peel-and-stick adhesive bonds the unit to the glass.