



COAT



CLEAN



COOL



CONVEY



CONSERVE



Manufacturing Intelligent Compressed Air Products Since 1983

NEW **VARI^{BLAST}** Safety Air Guns..... pg. 99

NEW Sanitary Flange Line Vac™ pg. 152

NEW **GET4** Static Eliminators..... pg. 108

31
CATALOG



YOU REQUESTED THIS CATALOG AND PRICE LIST.
PLEASE SEE MAILING LABEL ON BACK COVER.

Stay up to date by visiting our website and take advantage of the information and services we didn't have room to display in this catalog.



The digital home of Intelligent Compressed Air® products for industry



Where you can

- **Chat live** with our problem solving, technical expert Application Engineers
- **Watch product videos** to learn more about the features and benefits of our engineered products
- Quickly **order online** with a purchase order or credit card (US & Canada)
- **Access product presentation slides** you can use to educate others
- **Find International Distributors** all across the world



Access our Knowledge Base to

- **Download 3D models** and CAD drawings in multiple formats to place into your drawings
- **Calculate air savings and ROI** to see how quickly EXAIR products will pay off
- Search our **Case Study Library & Applications database** and become familiar with how our products solve problems
- **Use our product FAQ's** for quick access to our most common questions
- Learn about our free **Efficiency Lab** service and use it to **determine air and money savings** you can achieve when installing EXAIR engineered solutions
- Collect compressed air data and pipe sizing recommendations
- **Find Flow, Force and Heat conversions**



Visit our PDF library and download

- Electronic files of **the entire catalog** or individual sections
- **Installation and Maintenance Guides** on every EXAIR product
- Our current **price list** to have all product prices in one convenient location
- EXAIR's **Air Nozzle Blowoff Guide** to see the details on our enormous selection of sizes, materials and performance options



Follow our blog for 5 new entries a week and learn

- Details and installations of widely varied applications
- The methodology and results of critical mathematical formulas which help determine money savings, air savings, performance benefits and more
- New product releases before they reach our catalog or website
- More about EXAIR, our team and community involvement
- **Go to** blog.exair.com

Make social connections

- Watch **over 90 videos** on EXAIR's YouTube Channel and see product features and benefits, applications, Tips & Tricks, How-to, our team members, or be entertained by Professor Penurious!
- **Follow our Company on Twitter @EXAIR** or our Application Engineers and learn more about promotions, updates on manufacturing, engineering and international industry perspective.



- **Connect with us on Facebook** at facebook.com/exair or follow us on Google+



Not on a PC? Our website is mobile friendly

Terms and Conditions	4
Efficiency Lab	5
Standards Compliance	208



EXAIR Optimization

Minimize compressed air use and detect wasteful leaks

6 Steps to Optimization	6
Electronic Flow Control	7
Digital Flowmeter with wireless capability	10
Digital Flowmeter	12
Digital Sound Level Meter	15
Ultrasonic Leak Detector	16

18



Air Knives

Blowoff, clean, dry and cool with less noise and air consumption

Super Air Knife	18
Compare Blowoffs	21
Explanation of Materials	24
Universal Air Knife Mounting System	27
Plumbing Kits	27
Standard Air Knife	31
Full-Flow Air Knife	34

36



Air Wipes

Blowoff, dry, clean and cool pipe, cable, extruded shapes and hose

Super Air Wipes	36
Standard Air Wipes	40

42



Air Amplifiers

Vent, exhaust, cool, dry and clean - with no moving parts

Super Air Amplifiers	44
Adjustable Air Amplifiers	48

50



Air Nozzles and Jets

Reduce noise levels and air costs on blowoff operations

Air Nozzles	50
Air Nozzle Comparison Chart	52
Super Air Nozzles	53
Flat Super Air Nozzles	55
Back Blow Air Nozzles	57
Safety Air Nozzles	58
Air Jets	59
High Force Air Nozzles	61
High Force Air Nozzle Comparison Chart	61
High Force Flat Super Air Nozzles	61
High Force Super Air Nozzles	61
Super Air Nozzle Clusters	65
Stay Set Hoses	65
Swivel Fittings	66
Blowoff Systems	67

68



Atomizing Nozzles

All stainless steel construction for durability and corrosion resistance

1/8 NPT Atomizing Nozzles	68
Internal Mix Narrow Angle Round Atomizing Nozzles	69
Internal Mix Wide Angle Round Atomizing Nozzles	70
Internal Mix Flat Fan Atomizing Nozzles	71
External Mix Narrow Angle Flat Fan Atomizing Nozzles	72
Siphon Fed Round Atomizing Nozzles	73
Siphon Fed Flat Fan Atomizing Nozzles	74
1/4 NPT Atomizing Nozzles	75
Internal Mix Narrow Angle Round Atomizing Nozzles	75
Internal Mix Wide Angle Round Atomizing Nozzles	76
Internal Mix Flat Fan Atomizing Nozzles	77
Internal Mix Deflected Flat Fan Atomizing Nozzles	78
Internal Mix 360° Hollow Circular Atomizing Nozzles	78
External Mix Round Atomizing Nozzles	79
External Mix Narrow Angle Flat Fan Atomizing Nozzles	80
External Mix Wide Angle Flat Fan Atomizing Nozzles	81

Atomizing Nozzles continued

Siphon Fed Round Atomizing Nozzles	82
Siphon Fed Flat Fan Atomizing Nozzles	83
1/2 NPT Atomizing Nozzles	84
Internal Mix Narrow Angle Round Atomizing Nozzles	84
Internal Mix Wide Angle Round Atomizing Nozzles	85
Internal Mix Flat Fan Atomizing Nozzles	86
Internal Mix 360° Hollow Circular Atomizing Nozzles	87
External Mix Narrow Angle Flat Fan Atomizing Nozzles	88
Siphon Fed Round Atomizing Nozzles	89

90



No Drip Atomizing Nozzles

Eliminate drips to conserve valuable liquids and improve product finishes.

1/8 NPT No Drip Atomizing Nozzles	90
No Drip Internal Mix Narrow Angle Round Atomizing Nozzles	91
No Drip Internal Mix Wide Angle Round Atomizing Nozzles	91
No Drip Internal Mix Flat Fan Atomizing Nozzles	92
No Drip External Mix Flat Fan Atomizing Nozzles	93
No Drip Siphon Fed Round Atomizing Nozzles	94
No Drip Siphon Fed Flat Fan Atomizing Nozzles	94
1/4 NPT No Drip Atomizing Nozzles	91
No Drip Internal Mix Narrow Angle Round Atomizing Nozzles	91
No Drip Internal Mix Wide Angle Round Atomizing Nozzles	91
No Drip Internal Mix Flat Fan Atomizing Nozzles	92
No Drip Internal Mix Deflected Flat Fan Atomizing Nozzles	92
No Drip Internal Mix 360° Hollow Circular Atomizing Nozzles	92
No Drip External Mix Round Atomizing Nozzles	93
No Drip External Mix Narrow Angle Flat Fan Atomizing Nozzle	93
No Drip External Mix Wide Angle Flat Fan Atomizing Nozzle	93
No Drip External Mix Narrow Angle Flat Fan Atomizing Nozzle	93
No Drip Siphon Fed Round Atomizing Nozzles	94
No Drip Siphon Fed Flat Fan Atomizing Nozzles	94
1/2 NPT No Drip Atomizing Nozzles	91
No Drip Internal Mix Narrow Angle Round Atomizing Nozzles	91
No Drip Internal Mix Wide Angle Round Atomizing Nozzles	91
No Drip Internal Mix Flat Fan Atomizing Nozzles	92
No Drip External Mix 360° Hollow Circular Atomizing Nozzles	92
No Drip External Mix Narrow Angle Flat Fan Atomizing Nozzles	93
No Drip External Mix Wide Angle Flat Fan Atomizing Nozzles	93
No Drip Siphon Fed Round Atomizing Nozzles	94
No Drip Siphon Fed Flat Fan Atomizing Nozzles	94
Droplet Size/Spray Angle Information	95

96



Safety Air Guns

Safety air guns use engineered air nozzles for high performance

Chip Shields	97
Precision Safety Air Guns	98
VariBlast Compact Safety Air Guns	99
Soft Grip Safety Air Guns	101
Heavy Duty Safety Air Guns	104
Back Blow Safety Air Guns	105
Super Blast Safety Air Guns	106

141



Air Operated Conveyors

Convey parts, materials and waste - with no moving parts

Line Vac	141
Threaded Line Vac	147
Heavy Duty Line Vac	150
Sanitary Flange Line Vac	152
Light Duty Line Vac	154

186



Cool Gun Aircoolant Systems

Cool machining operations with clean, cold air

190



Cabinet Cooler[®] Systems

Cool and purge NEMA 12, 4 and 4X electrical control panels

How it Works	191
Selecting the Right Model	191
Special Duty Cabinet Coolers	192
Calculating Heat Load	194
Cabinet Cooler Sizing Guide	195
NEMA 12 Models	197
NEMA 4 Models	198
NEMA 4X Models	199
Cabinet Cooler System Accessories	200

108



Static Eliminators

Eliminate static electricity, dust and shock hazard

Gen4 Super Ion Air Knife	110
Static Meter	112
Gen4 Standard Ion Air Knife	116
Gen4 Ionizing Bars	118
Gen4 Super Ion Air Wipes	120
Gen4 Ion Air Cannon	122
Gen4 Ion Air Gun	124
Gen4 Ion Air Jet/Gen4 Stay Set Ion Air Jet	126
Gen4 Ionizing Point	128
Gen4 Power Supplies	129

156



Industrial Housekeeping

Reliable vacuums for chip removal, liquid transfer and cleaning

Reversible Drum Vac	156
High Lift Reversible Drum Vac	158
Chip Trapper	160
High Lift Chip Trapper	162
Chip Vac	164
Heavy Duty Dry Vac	166
Heavy Duty HEPA Vac	168
Vac-u-Gun	170
Deep Hole Vac-u-Gun	172

174



Vortex Tubes & Spot Cooling

Cold air for industrial spot cooling problems

Vortex Tubes	174
Adjustable Spot Cooler	182
Mini Cooler	185

130



E-Vac[®] Vacuum Generators

Vacuums for lifting, clamping, mounting and placement

How to Build an E-Vac System	131
In-Line	132
Adjustable	135
Vacuum Cups	137

201



Accessories

Mufflers, filters, regulators, valves, swivel fittings and more

Filters	201
Regulators	202
Silencing Mufflers	203
Valves, Swivels, Thermostats	205
Magnetic Bases, Stay Sets, Hoses	206
Air Hoses	206
Fittings	207
Receiver Tank	207



Catalog item orders received before 3 pm EDT/ EST are generally shipped from Cincinnati, Ohio on the same day. You can expect delivery within 1-4 days depending on your location.

Terms and Conditions (U.S. and Canada Only)

Terms: Net 30 days upon credit approval, Visa, MasterCard, Discover and American Express.



Cards

ICC (International Chamber of Commerce) INCOTERM 2010:

EX WORKS (EXAIR Corporation, 11510 Goldcoast Dr., Cincinnati, Ohio 45249, USA.)

Delivery All cataloged products are shipped from stock, via U.P.S. within 24 hours after receipt of order. Priority shipment is available upon request.

Ordering: Call 1-800-903-9247 or +1-513-671-3322 Worldwide 8:00 a.m. to 5:00 p.m. ET (Mon. - Fri.)

Fax toll free 1-866-329-3924 or +1-513-671-3363 Worldwide

E-mail: orders@exair.com
www.exair.com (secure web site)

Remit to address (payments only): EXAIR Corporation Location 00766, Cincinnati, Ohio 45264-0766

Tax: Sales and use tax, where applicable, are not included.

Technical Assistance: Please call our Application Engineering Department, 1-800-90-EXAIR (1-800-903-9247), or e-mail at techhelp@exair.com.



Warranty:

* 5 Year Warranty applies to compressed air products only.
A 1 Year Warranty applies to all accessories and electrically powered products.

5 Year "Built To Last" Warranty against defects in workmanship and materials on all compressed air products*. Defective products must be returned freight prepaid for repair or replacement at our option. This warranty applies under conditions of normal use, but does not apply to defects that result from intentional damage, negligence, unreasonable use, wear or exposure.

EXAIR's Unconditional Guarantee:

Extends to all U.S. and Canadian customers and includes invoiced U.P.S. Ground Service shipping charges. Products returned after the 30 day guarantee period are subject to a 15% restocking charge. Products must be returned freight prepaid.



EXAIR unconditionally guarantees its catalogued products for 30 days.

If you are not satisfied for any reason within that time, you may return the product for full credit with no restocking charge.

Copyright Restrictions:

The content of the EXAIR Catalog, including all photos, graphics, drawings and arrangements are proprietary to EXAIR Corporation and are protected by the United States and international copyright and trademark laws. You are authorized to use the contents of the EXAIR Catalog for personal use or as it relates to your role as a current or prospective customer of EXAIR. The contents of this catalog may not be copied or modified for any type of publication or distribution without the prior written consent of EXAIR Corporation. The content of the EXAIR Catalog is the intellectual property solely of the EXAIR Corporation with no rights transferred to other parties. No part of this catalog may be reproduced for any commercial purposes without the express authorization in writing by the EXAIR Corporation.

Trademarks:

"EXAIR.com", "EXAIR", "Cabinet Cooler", "E-Vac", "Intelligent Compressed Air", and "Compressed Air Intelligence" are registered trademarks of the EXAIR Corporation. The EXAIR logo, product names, designs and descriptive phrases are trademarked by EXAIR Corporation. These trademarks may not be used without prior written permission of the EXAIR Corporation.



11510 Goldcoast Dr.
Cincinnati, Ohio 45249-1621
Phone Number: (513) 671-3322
Fax Number: (513) 671-3363
E-mail: techhelp@exair.com
Web Site: www.exair.com

EXAIR Logger, VariBlast, Gen4, EFC, Digital Flowmeter, Digital Sound Level Meter, High Power Cold Gun, Super Air Knife, Standard Air Knife, Full-Flow Air Knife, Air Cannon, Super Air Amplifier, Adjustable Air Amplifier, Super Air Nozzle, Micro Air Nozzle, High Power Safety Air Nozzle, Stay Set Hose, Super Blast Safety Air Gun, Super Air Wipe, Standard Air Wipe, Super Ion Air Knife, Standard Ion Air Knife, Super Ion Air Wipe, Ion Air Cannon, Ion Air Gun, Ion Air Jet, Ionizing Light, Stay Set Ion Air Jet, Line Vac, Chip Vac, Heavy Duty Dry Vac, Heavy Duty HEPA Vac, Reversible Drum Vac, High Lift Reversible Drum Vac, Chip Trapper, High Lift Chip Trapper, Vac-u-Gun, Deep Hole Vac-u-Gun, Air Disk, Air Strik, Mini Cooler, Cold Gun Aircoolant System, and ETC are trademarks of EXAIR Corporation.



Intelligent Compressed Air® products are identified throughout this catalog that can help your plant save tens of thousands of dollars over the course of a single year. *The Best Practices for Compressed Air Systems* manual published by the Compressed

Air Challenge® recommends products like the Super Air Knife®, Super Air Amplifier®, and the family of Super Air Nozzles® for energy conservation. Many of the products shown offer unique ways to solve common industrial problems using compressed air. Compressed Air Challenge is a registered trademark of Compressed Air Challenge, Inc.



EXAIR has partnered with Energy Star, a voluntary program of the U.S. Department of Energy and the Environmental Protection Agency. Energy Star offers energy efficient solutions to help save money while protecting the environment for future generations. EXAIR has implemented improved energy management practices and technologies throughout our facility, including energy efficient lighting, HVAC systems, and electronic thermostats. EXAIR's participation in this program underscores our commitment to conserving energy.

EXAIR products are subject to ongoing development. Specifications are subject to change without notice.

Some products in this catalog are covered by U.S. Patent #5402938, #8153001, #8268179, and #9156045, and others may be U.S. Patent Pending.

Copyright ©2017 EXAIR Corporation. All Rights Reserved.



EXAIR®

EFFICIENCYLAB★



Environmental
GREEN SOURCE
2016
NEW PRODUCT
OF THE YEAR



EXAIR's Intelligent Compressed Air® products vs Your current installation

EXAIR's FREE Efficiency Lab service determines how much air and dollar savings you will achieve by installing one of our Intelligent Compressed Air products.

How does the Efficiency Lab work?

Our Efficiency Lab service begins with receiving a sample of the product(s) you currently use for your application. One of our qualified Application Engineers will use calibrated testing equipment to compare the performance of your existing product(s) to an EXAIR engineered solution. These tests will determine air consumption, noise levels and force. The test results will then be published in a comprehensive report, which includes a cost savings analysis, and be provided to you. For most applications, EXAIR products can help you improve application efficiency AND typically pay for themselves in a matter of weeks.

How can I get a product tested for free?

To participate in our FREE Efficiency Lab please contact one of our Application Engineers and get the details about sending us your product(s).

You may reach an Application Engineer by phone at (800) 903-9247 or (513) 671-3322. You can send an email to lab@exair.com or visit our website and take advantage of our live help at www.exair.com.

Unable to send your product to EXAIR's Efficiency Lab?

If it is not possible to send us your product, we have a one page Product Efficiency Survey on our website (www.exair.com/labdoc.htm) where you can provide us the details about a current inefficient compressed air application. Fill in the information and click submit. You will hear from one of our Application Engineers within 3 business days.

Okay, so what is the fine print?

This service is available to all customers in the U.S. and Canada only. Some restrictions may apply.

What about confidentiality?

Yes, EXAIR will keep the results of our Efficiency Lab test and report confidential unless given permission to share that information with others.

Products must be shipped to EXAIR freight prepaid. EXAIR will pay the return shipping via UPS ground.

Optimization

“Go Green” with Intelligent Compressed Air® Products!

It's a worldwide problem. Compressed air leaks and inefficient blowoffs can waste thousands of dollars of electricity per year, affecting your company's production costs and bottom line. For many plants, the leakage alone accounts for up to 30% of the total compressed air cost.

EXAIR can help your company “go green” with six easy to follow steps. It's as simple as finding the leaks, making the repairs, controlling the air use, and upgrading to efficient blowoffs. EXAIR's Intelligent Compressed Air® products can help you accomplish these steps so your compressed air system becomes more efficient, along with the benefit of drastically lowering your energy costs.

Six Steps To Optimizing Your Compressed Air System

- 1 Measure the air consumption to find sources that use a lot of compressed air.
- 2 Find and fix the leaks in your compressed air system.
- 3 Upgrade your blowoff, cooling and drying operations using engineered compressed air products.
- 4 Turn off the compressed air when it isn't in use.
- 5 Use intermediate storage of compressed air near the point of use.
- 6 Control the air pressure at the point of use to minimize air consumption.



EXAIR's **Digital Flowmeter™** and the new **Digital Flowmeter™ with wireless capability** accurately measure compressed air usage and monitor waste. Trends can be monitored to find excessive air use. Detect leaks at compressed air fittings when the machinery is off. Regular monitoring can detect leaks that develop as the machinery ages.

- Easy to install - No adjustments or calibrations needed *Page*
- Digital readout displays actual airflow through pipe *10*



EXAIR's **Ultrasonic Leak Detector** can help you identify costly leaks in your compressed air system. Leaks can account for 30% of total compressor output! In many cases, finding one small leak can quickly pay for the leak detector.

- Detects leaks up to 20' (6.1m) away *Page*
- Accurate in noisy industrial environments *16*



EXAIR's engineered **Super Air Knives™**, **Super Air Amplifiers™**, and **Super Air Nozzles™** dramatically reduce air consumption and noise. EXAIR's **Digital Sound Level Meter™** can identify and isolate the source of the noisy blowoffs.

- Low cost - replaces noisy blowers *Pages*
- Improves blowoff performance and safety *18, 44, 50, 15*



EXAIR's **EFC™** is an electronic flow control that minimizes compressed air use by turning off the compressed air when no part is present. For use on blowoff, drying, cooling, conveying and static elimination operations.

- Easy hook up; 100-240 VAC with eight function timer *Page*
- Photoelectric sensor withstands water and dust *7*



An EXAIR 60 gallon **Receiver Tank** can be installed at the point of high demand so there is an additional supply of compressed air available for a short duration. Meets ASME pressure vessel code.

- Eliminates fluctuations in pressure and volume *Page*
- Vertical, space saving design *208*



EXAIR **Pressure Regulators** permit easy selection of an operating pressure that will allow the air product to work properly without using excessive amounts of compressed air. Reducing the air pressure from 100 PSIG to 80 PSIG reduces energy use by almost 20%.

- Modular design *Page*
- Many sizes available *202*
- Pressure gauge included

EFC™

Electronic Flow Control minimizes compressed air use for blow off, drying, cooling, conveying and static elimination operations!

Dramatically reduces compressed air costs by turning off the air when no part is present!



What Is The EFC?

EXAIR's EFC is a user-friendly electronic flow control for compressed air that is designed to minimize compressed air use on blow off, drying, cooling, conveying and static elimination operations. The EFC combines a photoelectric sensor with a timing control that limits compressed air use by turning it off when no part is present. The timing control permits easy tuning to the application requirements while providing flexibility in sensing distance. The EFC also has eight programmable on and off modes.

Why The EFC?

For most companies, the air compressor uses more electricity than any other type of equipment. One simple operation that uses compressed air can easily waste thousands of electricity dollars per year if not properly controlled. The EFC has been designed to improve efficiency by minimizing compressed air use and, as a result, reduce compressed air costs. It turns on the air only when a part is present and provides just enough air to complete a specific task or operation.

The EFC has an easy electrical connection for voltages from 100 to 240VAC, 50/60Hz making it suitable for applications throughout the world. The compact photoelectric sensor has a sensitivity adjustment and detects objects up to 3' (1m) away. The sensor has superior immunity to noise and inductive loads that are common to industrial environments and installs easily in tight spaces with the supplied mounting bracket. The control system provides flexibility with numerous valve operating modes and timing delays. The polycarbonate enclosure is suitable for use in a wide range of applications including those located in wet environments.

Applications

- Auto body blowoff
- Package cleaning
- Part drying after wash
- Dust removal
- Scrap removal
- Filling operations
- Cooling hot parts
- Neutralizing static
- Cleaning molded parts

Advantages

- Easy electrical hook-up; 100-240VAC, 50/60Hz
- NEMA 4/IP66 environments
- Compact sensor for mounting in tight spaces
- Eight function analog timer for on/off, pulsing and delay control
- Timer setting from 0.10 sec. to 120 hrs.
- Sensor withstands water and dust for accurate readings
- Sensor has superior immunity to noise and inductive loads
- Sensor has long distance sensing up to 3 feet (1m)

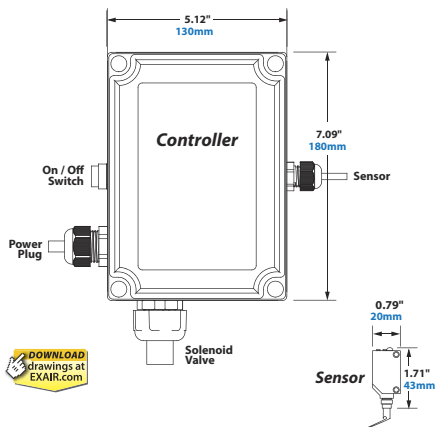


Photoelectric sensor withstands water and dust.

Electronic Flow Control

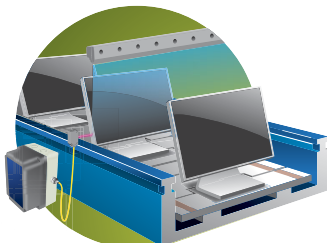
Model #	Description
9055	EFC Electronic Flow Control, 40 SCFM (1,133 SLPM), solenoid valve, 1/4 NPT
9056	EFC Electronic Flow Control, 100 SCFM (2,832 SLPM), solenoid valve, 1/2 NPT
9057	EFC Electronic Flow Control, 200 SCFM (5,664 SLPM), solenoid valve, 3/4 NPT
9064	EFC Electronic Flow Control, 350 SCFM (9,911 SLPM), solenoid valve, 1 NPT

Models controlling two solenoid valves are available. Contact EXAIR for details.



\$2,045.22 Annual Air Savings On A Flat Panel Display Blowoff

A flat panel display manufacturer runs 3 shifts. It takes a 40 second cycle to produce one fully assembled display. Prior to packaging, they use EXAIR's 12" (305mm) Super Ion Air Knife at 40 PSIG (2.8 BAR) to blow across the display to remove any static electricity, dust, debris and plastic flash from the panel surface. The air ran constantly. The displays are under the airflow only 10 seconds. Thirty seconds pass until the next display is in position. They manufacture 675 displays per shift (7.5 hrs.) for a total of 2,025 displays manufactured per day.



The timer was set to the "interval" setting when detecting the flat panel displays. The sensor was mounted 1" (25mm) prior to the Super Ion Air Knife blowoff station. When it detected the flat panel, it turned the air on immediately and started the 10 second timing sequence for closing the valve (shutting the air off). In the event the conveyor stopped, the air would no longer cycle on again until the next flat panel was detected.

The timing control unit and the photoelectric sensor are equipped with a 9' (2.74m) power cord. The timing control unit is housed in a polycarbonate NEMA 4 / IP66 water tight enclosure. There are four models of the EFC. Each includes the timing control unit and photoelectric sensor with a choice of solenoid valve sizes of 40, 100, 200 and 350 SCFM (1,133, 2,832, 5,664 and 9,911 SLPM).

Specifications	
Power Supply Input	100-240VAC, 50/60Hz, 0.25 - 0.45A
Power Supply Output (To Sensor)	24VDC at 0.65A
Sensor	12-24VDC input, consumes 30mA
Sensing Range	Diffuse reflective to 3' (1 meter)
Enclosure Rating	NEMA 4 / IP66
Temperature Rating	-13°F to 131°F (-25°C to 55°C)
RoHS Compliant	Yes
CE Compliant	Yes

Models controlling two solenoid valves are available. Contact EXAIR for details.

Old Method

EXAIR's 12" (305mm) Super Ion Air Knife was supplied at 40 PSIG to clean the displays.

At 40 PSIG, EXAIR's 12" (305mm) Super Ion Air Knife consumes 20.4 SCFM (577 SLPM)

Non-stop blowing of 1,440 minutes (24 hours) per day x 20.4 SCFM = 29,376 SCF (831,341 SL) air usage per day.

EFC Solution

The EFC was installed to shut off the compressed air for 30 seconds of the 40 second cycle. (Turns air off for 75% of the cycle.)

Cost Difference

Most large plants know their air cost. If the actual cost is unknown, \$0.25 per 1,000 SCF (28,329 SL) is reasonable.

Before the EFC installation:

29,376 SCF / 1,000 = 29.38 x \$0.25 = \$7.34 air cost per day.


With the EFC installed:

The EFC shut the air off during the three 30 minute shift changes. Upon sensing the display, the timer turned on the compressed air for only 10 seconds of each 40 second cycle (25% of the time).

1,440 minutes per day – 90 minutes between shifts =
1,350 minutes of operation per day.
1,350 minutes x 25% = 337.5 minutes of air per day
337.5 minutes x 20.4 SCFM = 6,885 SCF (194,846 SL) air usage per day.
6,885 SCF / 1,000 = 6.89 x \$0.25 = \$1.72 air cost per day
\$7.34 (old air cost) – \$1.72 (new air cost) =
\$5.62 savings per day x 7 days a week =
\$39.33 savings per week x 52 weeks a year =
\$2,045.22 savings per year.

\$5,012.28 Annual Air Savings For Pre-Paint Bumper Cleaning

A manufacturer of car bumpers installed a 60" (1524mm) Super Ion Air Knife in the down draft cleaning area prior to their paint booth. The bumpers enter that area in the same orientation as they would when mounted to the automobile, moving at 10' (3m) per minute with a 12" (305mm) space between bumpers. The bumpers are under the blow off for 10 seconds. 6 seconds pass with no bumper in the ionized airflow. The operation runs around the clock with three shifts.



The timer was set to "interval" and the sensor mounted next to the Super Ion Air Knives. When it detected a bumper, it immediately turned on the air for 10 seconds. If the conveyor stopped, it would not turn the air on again until it detected the next bumper.

Old Method

EXAIR's 60" (1524mm) Super Ion Air Knife was supplied at 40 PSIG to clean the bumper.

At 40 PSIG, EXAIR's 60" (1524mm) Super Ion Air Knife consumes 102 SCFM (2,887 SLPM).

Non-stop blowing of 1,440 minutes (24 hours) per day x 102 SCFM = 146,880 SCF (4,156,704 SL) air usage per day.

EFC Solution

The EFC was installed to shut off the compressed air for the 6 seconds where no bumper was present - an on cycle reduction of 37.5%. 1,440 minutes x 37.5% = 540 minutes of off time per day

Cost Difference

Most large plants know their air cost. If the actual cost is unknown, \$0.25 per 1,000 SCF (28,329 SL) is reasonable.

Before the EFC installation:

146,880 SCF/1,000 = 146.88 x \$0.25 = \$36.72 air cost per day.

With EFC installed: 146,880 SCF x 62.5% on cycle = 91,800 SCF/1,000 = 91.8 x \$0.25 = \$22.95 air cost per day.

\$36.72 (old air cost) - \$22.95 (new air cost) =

\$13.77 savings per day x 7 days per week =

\$96.39 savings per week x 52 weeks per year =

\$5,012.28 savings per year.

\$3,393 Annual Air Savings On A Tank Blowoff Operation

A company that refurbishes large tanks runs the tanks through an oven on a conveyor line to burn off old paint. Only one tank at a time can be processed and each takes 6 minutes to complete the journey. Super Air Knives are used for blowoff at the exit of the oven.

However, the tank travels through the oven for 5 minutes before it reaches the knives for blowoff. At 80 PSIG (5.5 BAR), the four knives consume 348 SCFM (9,854 SLPM). Once the tanks have been blown off, the conveyor stops, the air is shut off, and a new tank is loaded at the other end. The operation runs 30 tanks per day, 5 days a week.



The timer was set to "on/off delay". The sensor was mounted at the oven exit (1 minute away from the blowoff station). When the sensor detected a tank, the timer turned the air on for one minute, just as the next tank reached the blowoff station.

Old Method

It takes 6 minutes to complete the process.

6 minutes x 348 SCFM =

2,088 SCF (59,090 SL)

2,088 SCF x 30 tanks =

62,640 SCF (1,772,712 SL)

EFC Solution

The EFC was installed to shut off the compressed air for the 5 minutes where no tank was present (one minute of air on).

1 minute x 348 SCFM =

348 SCF x 30 tanks =

10,440 SCF (295,452 SL)

Cost Difference

Most large plants know their air cost. If the actual cost is unknown, \$0.25 per 1,000 SCF (28,329 SL) is reasonable.

Before the EFC installation:

62,640 SCF/1,000 = 62.64 x \$0.25 = \$15.66 air cost per day.

With the EFC installed:

10,440 SCF/1,000 = 10.44 x \$0.25 =

\$2.61 air cost per day.

\$15.66 (old air cost) - \$2.61 (new air cost) =

\$13.05 savings per day x 5 days per week =

\$65.25 savings per week x 52 weeks per year =

\$3,393 savings per year.



Digital Flowmeter with wireless capability



Digital Flowmeter™ with wireless capability

Monitor compressed air usage and waste!

What is the Digital Flowmeter with wireless capability?

EXAIR's Digital Flowmeter with wireless capability is available as a built in option for EXAIR digital flowmeters. The easy way to monitor compressed air consumption and waste can now be done wirelessly over a ZigBee® mesh network! A radio module within each meter transmits data to an Ethernet connected gateway. Using the ZigBee mesh network protocol, data can be passed from meter to meter to extend the distance over which the wireless system can operate. Each meter has a range of 100' (30 meters). Setup is simple and consists of installing a meter, installing EXAIR's wireless-to-Ethernet gateway and running the graphing software available from our website. Many companies install the Digital Flowmeter on each major leg of their air distribution system to constantly monitor and benchmark compressed air usage.

Why the Digital Flowmeter with wireless capability?

The Digital Flowmeter with wireless capability includes a wireless output flowmeter and a wireless-to-Ethernet gateway for new installations. They are also available without a gateway if adding a meter to a gateway already existing in your plant. EXAIR simplifies the process by configuring each gateway to communicate with the flowmeter(s) to provide the necessary communication for monitoring your system. Models from 1/2" to 4" iron pipe are in stock. Each Digital Flowmeter is calibrated for the pipe size to which it is mounted. The large digital display shows air use in either SCFM or Cubic Meters per hour.

The Digital Flowmeter with wireless capability is designed for permanent or temporary mounting to the pipe. It requires the user to drill two small holes through the pipe using the included drill bit and locating fixture. The two flow sensing probes of the flowmeter are inserted in these holes. The unit seals to the pipe once the clamps are tightened. No cutting, welding, adjustments or calibration are ever required. If the unit needs to be removed, blocking rings are available. NEMA Type 4 (IP66) meters available. Consult the factory.



A Digital Flowmeter with wireless capability and Gateway includes a 24 VDC power supply with adapters, 3/16" drill bit, ethernet cable and hole locating fixture.

Advantages

- Provides wireless monitoring of EXAIR flowmeters throughout a plant
- Configured to prevent unwanted joining upon the network
- Monitoring software provided at no charge
- Utilizes mesh networking protocol to relay data from remote meters
- Transmits current air usage and cumulative air usage data
- 128 bit encryption for wireless transmissions
- Identify areas with high compressed air use
- Models from 1/2" to 4" Schedule 40 iron pipe in stock
- Models are also available for 5" and 6" in iron pipe
- Models are available for sizes 3/4" to 4" in copper pipe
- Easy to install



Digital Flowmeter with wireless capability

Digital Flowmeter with Wireless Capability and Gateway

Model #	Pipe Size	Range*	Drill Guide Kit
9090ZG	1/2" (Schedule 40 iron)	1-90 SCFM (2-153 m3/hr)	Yes
9090ZG-DG	1/2" (Schedule 40 iron)	1-90 SCFM (2-153 m3/hr)	No
9091ZG	3/4" (Schedule 40 iron)	1-120 SCFM (2-204 m3/hr)	Yes
9091ZG-DG	3/4" (Schedule 40 iron)	1-120 SCFM (2-204 m3/hr)	No
9092ZG	1" (Schedule 40 iron)	1-160 SCFM (2-272 m3/hr)	Yes
9092ZG-DG	1" (Schedule 40 iron)	1-160 SCFM (2-272 m3/hr)	No
9094ZG	1-1/2" (Schedule 40 iron)	2-200 SCFM (3-340 m3/hr)	Yes
9094ZG-DG	1-1/2" (Schedule 40 iron)	2-200 SCFM (3-340 m3/hr)	No
9095ZG	2" (Schedule 40 iron)	4-400 SCFM (7-680 m3/hr)	Yes
9095ZG-DG	2" (Schedule 40 iron)	4-400 SCFM (7-680 m3/hr)	No
9096ZG	2-1/2" (Schedule 40 iron)	5-500 SCFM (8-850 m3/hr)	Yes
9096ZG-DG	2-1/2" (Schedule 40 iron)	5-500 SCFM (8-850 m3/hr)	No
9097ZG	3" (Schedule 40 iron)	12-1200 SCFM (20-2039 m3/hr)	Yes
9097ZG-DG	3" (Schedule 40 iron)	12-1200 SCFM (20-2039 m3/hr)	No
9098ZG	4" (Schedule 40 iron)	20-2000 SCFM (34-3398 m3/hr)	Yes
9098ZG-DG	4" (Schedule 40 iron)	20-2000 SCFM (34-3398 m3/hr)	No

Digital Flowmeter with Wireless Capability (Gateway not included)

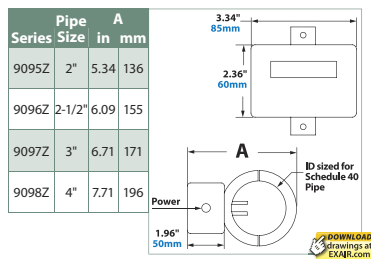
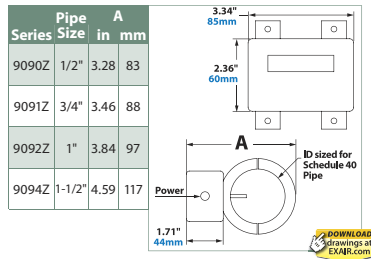
Model #	Pipe Size	Range*	Drill Guide Kit
9090Z	1/2" (Schedule 40 iron)	1-90 SCFM (2-153 m3/hr)	Yes
9090Z-DG	1/2" (Schedule 40 iron)	1-90 SCFM (2-153 m3/hr)	No
9091Z	3/4" (Schedule 40 iron)	1-120 SCFM (2-204 m3/hr)	Yes
9091Z-DG	3/4" (Schedule 40 iron)	1-120 SCFM (2-204 m3/hr)	No
9092Z	1" (Schedule 40 iron)	1-160 SCFM (2-272 m3/hr)	Yes
9092Z-DG	1" (Schedule 40 iron)	1-160 SCFM (2-272 m3/hr)	No
9094Z	1-1/2" (Schedule 40 iron)	2-200 SCFM (3-340 m3/hr)	Yes
9094Z-DG	1-1/2" (Schedule 40 iron)	2-200 SCFM (3-340 m3/hr)	No
9095Z	2" (Schedule 40 iron)	4-400 SCFM (7-680 m3/hr)	Yes
9095Z-DG	2" (Schedule 40 iron)	4-400 SCFM (7-680 m3/hr)	No
9096Z	2-1/2" (Schedule 40 iron)	5-500 SCFM (8-850 m3/hr)	Yes
9096Z-DG	2-1/2" (Schedule 40 iron)	5-500 SCFM (8-850 m3/hr)	No
9097Z	3" (Schedule 40 iron)	12-1200 SCFM (20-2039 m3/hr)	Yes
9097Z-DG	3" (Schedule 40 iron)	12-1200 SCFM (20-2039 m3/hr)	No
9098Z	4" (Schedule 40 iron)	20-2000 SCFM (34-3398 m3/hr)	Yes
9098Z-DG	4" (Schedule 40 iron)	20-2000 SCFM (34-3398 m3/hr)	No

* Calibrated range. Usable range higher. Please consult factory.

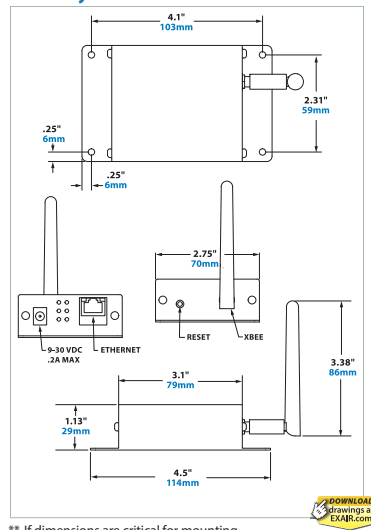
Specifications for Digital Flowmeter with wireless capability	
Accuracy	5% of reading, plus 1% of full scale for air temperatures between 40° to 120°F (4° to 49°C)
Operating Pressure	30 to 140 PSIG for best accuracy - 200 PSIG max.
Input Power	250 mA at 24 VDC / Power Adapter included 100-240VAC
Wetted Materials	Stainless steel, gold, thermal epoxy and Viton (seal)
Ring Material	Aluminum
Display	Four-digit LED display
Compliance	CE and RoHS

Note: For use with compressed air and nitrogen only.

Flowmeter Dimensions**



Gateway Dimensions



** If dimensions are critical for mounting, please consult the factory.



Digital Flowmeter



Digital Flowmeter™

Monitor compressed air usage and waste!

What Is The Digital Flowmeter?

EXAIR's Digital Flowmeter is the easy way to monitor compressed air consumption and waste! The digital display shows the exact amount of compressed air being used, making it easy to identify costly leaks or inefficient air products. Many companies install the Digital Flowmeter on each major leg of their air distribution system to constantly monitor and benchmark compressed air usage.

Why The Digital Flowmeter?

The Digital Flowmeter has an LED display that directly indicates the SCFM or m³/hr volume of airflow through that pipe. Models from 1/2" to 4" iron pipe are in stock. Each Digital Flowmeter is calibrated for the pipe size to which it is mounted.

The Digital Flowmeter is designed for permanent or temporary mounting to the pipe. It requires the user to drill two small holes through the pipe using the included drill bit and locating fixture. The two flow sensing probes of the flowmeter are inserted in these holes. The unit seals to the pipe once the clamps are tightened. No cutting, welding, adjustments or calibration are ever required. If the unit needs to be removed, blocking rings are available. NEMA Type 4 (IP66) meters available. Consult the factory.



Advantages

- Easy to install - No moving parts
- Summing Remote Display and Data Logger available
- Optional RS-485 output serial communication board available
- Sensitive at low flows
- No calibration or setup required
- Includes all components for installation
- Models from 1/2" to 4" Schedule 40 iron pipe in stock
- Models are available for sizes 1/2" to 6" in iron pipe
- Models are available for sizes 3/4" to 4" in copper pipe



Watch the install video!
www.exair.com/dfm-install.htm



EXAIR's Digital Flowmeter family is available in many sizes from stock.



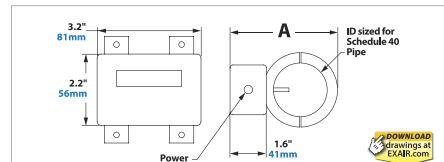
Digital Flowmeter

Model #	Pipe Size	Range*
9090	1/2" (Schedule 40 iron)	1-90 SCFM
9090-M3	1/2" (Schedule 40 iron)	2-153 m ³ /hr
9090-DAT	1/2" (Schedule 40 iron)	1-90 SCFM
9090-M3-DAT	1/2" (Schedule 40 iron)	2-153 m ³ /hr
9091	3/4" (Schedule 40 iron)	1-120 SCFM
9091-M3	3/4" (Schedule 40 iron)	2-204 m ³ /hr
9091-DAT	3/4" (Schedule 40 iron)	1-120 SCFM
9091-M3-DAT	3/4" (Schedule 40 iron)	2-204 m ³ /hr
9092	1" (Schedule 40 iron)	1-160 SCFM
9092-M3	1" (Schedule 40 iron)	2-272 m ³ /hr
9092-DAT	1" (Schedule 40 iron)	1-160 SCFM
9092-M3-DAT	1" (Schedule 40 iron)	2-272 m ³ /hr
9094	1-1/2" (Schedule 40 iron)	2-200 SCFM
9094-M3	1-1/2" (Schedule 40 iron)	3-340 m ³ /hr
9094-DAT	1-1/2" (Schedule 40 iron)	2-200 SCFM
9094-M3-DAT	1-1/2" (Schedule 40 iron)	3-340 m ³ /hr
9095	2" (Schedule 40 iron)	4-400 SCFM
9095-M3	2" (Schedule 40 iron)	7-680 m ³ /hr
9095-DAT	2" (Schedule 40 iron)	4-400 SCFM
9095-M3-DAT	2" (Schedule 40 iron)	7-680 m ³ /hr
9096	2-1/2" (Schedule 40 iron)	5-500 SCFM
9096-M3	2-1/2" (Schedule 40 iron)	8-850 m ³ /hr
9096-DAT	2-1/2" (Schedule 40 iron)	5-500 SCFM
9096-M3-DAT	2-1/2" (Schedule 40 iron)	8-850 m ³ /hr
9097	3" (Schedule 40 iron)	12-1200 SCFM
9097-M3	3" (Schedule 40 iron)	20-2039 m ³ /hr
9097-DAT	3" (Schedule 40 iron)	12-1200 SCFM
9097-M3-DAT	3" (Schedule 40 iron)	20-2039 m ³ /hr
9098	4" (Schedule 40 iron)	20-2000 SCFM
9098-M3	4" (Schedule 40 iron)	34-3398 m ³ /hr
9098-DAT	4" (Schedule 40 iron)	20-2000 SCFM
9098-M3-DAT	4" (Schedule 40 iron)	34-3398 m ³ /hr

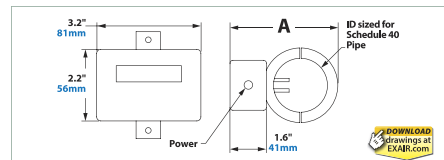
Note: DAT models have the Data Logger installed.

*Calibrated range. Usable range higher. Please consult factory.

Dimensions*



Series	Pipe Size	A	
		in	mm
9090	1/2"	3.00	76
9091	3/4"	3.25	83
9092	1"	3.63	92
9094	1-1/2"	4.38	111
9095	2"	4.88	124



Series	Pipe Size	A	
		in	mm
9096	2-1/2"	5.75	146
9097	3"	6.38	162
9098	4"	7.38	187

*If dimensions are critical for mounting, please consult the factory.



Each Digital Flowmeter includes a 24 VDC power supply with plug adapters, 3/16" drill bit and hole locating fixture.

Specifications for Digital Flowmeter

Accuracy	5% of reading, plus 1% of full scale for air temperatures between 40° to 120°F (4° to 49°C)
Operating Pressure	30 to 140 PSIG for best accuracy - 200 PSIG max.
Input Power	250 mA at 24 VDC/ Power Adapter included 100-240VAC
Wetted Materials	Stainless steel, gold, thermal epoxy and Viton (seal)
Ring Material	Aluminum
Display	Four-digit LED display
Compliance	CE and RoHS

Note: For use with compressed air and nitrogen only.



Digital Flowmeter Accessories



What is the Summing Remote Display?

EXAIR's Summing Remote Display for the Digital Flowmeter makes it easy to monitor compressed air consumption from a convenient location. With the push of a button, the display cycles to show the current air consumption, usage for the previous 24 hours, and total cumulative usage. Regular monitoring of the air usage of a machine, process or department makes it possible to save thousands of dollars per year in compressed air waste by identifying the costly leaks or inefficient air products.

The Digital Flowmeter (sold separately) has a four digit LED display that directly indicates the SCFM (standard cubic feet per minute) or m³/hr (cubic meters per hour) of airflow through the pipe it is mounted upon. The Summing Remote Display shows that flow measurement, the daily and cumulative usage and is frequently used when the Digital Flowmeter is in an obscure, hard to read location. The accuracy of the displayed measurement is within 5% of the reading when the air temperature is 40-120°F (4-49°C) and air pressure is between 30-140 PSIG (2-10 BAR). No adjustments or calibration are ever required. The Summing Remote Display is CE and RoHS compliant.

It is prewired with 50' (15.2m) of cable and is powered by the Digital Flowmeter.

What is the USB Data Logger?

EXAIR's award-winning Model 9147 USB Data Logger connects directly to your Digital Flowmeter and is simple to use. Download the software to configure the Data Logger to record your flow rate from once a second (about nine hours of data) up to once every 12 hours (over two years!).

When the Data Logger is removed from the Digital Flowmeter and plugged into a computer, the data can be viewed in the software or exported directly into Microsoft Excel®. The Data Logger is available pre-installed on the Digital Flowmeter.



Summing Remote Display

Model #	Description
9150	LED Readout displays SCFM
9150-M3	LED Readout displays m ³ /hr

Block-Off Rings

Model #	Pipe Size
901327	Block-Off Rings for 9090, 9090-M3 or 9090Z
901328	Block-Off Rings for 9091, 9091-M3 or 9091Z
901329	Block-Off Rings for 9092, 9092-M3 or 9092Z
901331	Block-Off Rings for 9094, 9094-M3 or 9094Z
901332	Block-Off Rings for 9095, 9095-M3 or 9095Z
901333	Block-Off Rings for 9096, 9096-M3 or 9096Z
901334	Block-Off Rings for 9097, 9097-M3 or 9097Z
901335	Block-Off Rings for 9098, 9097-M3 or 9097Z



USB Data Logger

Model #	Description
9147	USB Data Logger for Digital Flowmeter

EXAIR's Summing Remote Display for the Digital Flowmeter.





Digital Sound Level Meter™

Prevent worker-related hearing loss!

What Is The Digital Sound Level Meter?

EXAIR's Model 9104 Digital Sound Level Meter is an easy to use instrument that can measure and monitor the sound level pressure in a wide variety of industrial environments. The source of loud noises can be quickly identified and isolated so corrective measures can be taken to reduce or eliminate the problem. For compressed air noise, it is often as simple as replacing the existing inefficient blowoffs with EXAIR's engineered compressed air products such as the Super Air Knife, Super Air Amplifier or Super Air Nozzles. In many cases, the EXAIR products can reduce noise levels by 10 dBA which is perceived as cutting the sound volume in half.

Why The Digital Sound Level Meter?

Hearing loss induced by high noise in the workplace is a common problem. Exposure to high noise levels for an extended period of time can lead to permanent hearing loss for workers not wearing proper hearing protection. The Digital Sound Level Meter can help employers protect workers by monitoring noise levels so they don't exceed the limits shown in OSHA Standard 29 CFR – 1910.95(a). Failure to comply can result in hefty fines.

OSHA Maximum Allowable Noise Exposure

Hours per day (constant noise)	8	7	4	3	2	1	0.5
Sound level dBA	90	91	95	97	100	105	110

OSHA Standard 29 CFR - 1910.95 (a)

Accurate and responsive, the Digital Sound Level Meter measures the decibels of the sound and displays the reading on the large LCD display that has a backlight button for easier viewing. An "F/S" response time button provides a choice of slow response measurements for comparatively stable noise measurement or fast for varying noise. The "Max Hold" setting will measure the maximum noise level of sounds and updates continuously if a louder sound is detected. Certification of accuracy and calibration traceable to NIST (National Institute of Standards and Technology) is included.

Advantages

- Measures sound level range from 35 dB - 130 dB (Low: 35 to 100; High: 65 to 130 dB)
- Frequency range 31.5Hz - 8kHz
- A and C weightings (check compliance with safety regulations and acoustic analysis)
- Slow (1 sec) and fast (125ms) response settings to check peak and average noise levels
- Maximum hold feature to measure peak sound levels
- Accuracy is ± 1.5 dB
- NIST Certification included
- Four digit LCD display in 0.1 dB steps with backlight
- Battery life is 50 hours (typical) with low battery alert
- Automatic power off after 15 minutes of non-use
- Meets CE, ANSI and IEC Type 2 SLM standards
- Tripod mounting ideal for taking long term measurements (tripod not included)
- Removable windscreen for use in windy conditions to reduce misreads
- Includes protective carrying case, 9V battery, instruction manual and removable windscreen



The Sound Level Meter identifies a potential source of hearing loss.



Model 9104 Digital Sound Level Meter comes complete with removable wind screen, battery and a protective case.



Ultrasonic Leak Detector



Ultrasonic Leak Detector

Locate costly leaks in your compressed air system!

What Is The Ultrasonic Leak Detector?

The Ultrasonic Leak Detector (ULD) is a hand-held, high quality instrument that can locate costly leaks in a compressed air system. A person using the ULD need only aim it in the direction of a suspected leak. When a leak is present, an audible tone can be heard with the use of the headphones, and the LED display will light. Testing the various unions, pipes, valves and fittings of a complete installation can be done quickly and effectively at distances up to 20' (6.1m) away!



Why The Ultrasonic Leak Detector?

Plants that aren't maintained can easily waste **up to 30%** of the compressor output through leaks that go undetected. Compressing air is an expensive operation. Saving the wasted compressed air reduces overall operating costs. In large plants, the cost of a small air leak may be insignificant, but many small leaks when located and repaired can amount to huge energy savings.

What is Ultrasound?



Ultrasonic sound is a range of sound that is above human hearing capacity. Most people can hear frequencies from 20 Hz to 20 kHz. Sound from 20 kHz to 100 kHz can not be heard and is called "ultrasonic". The Model 9061 Ultrasonic Leak Detector converts ultrasonic sound emissions to a range that is audible to people. (The sound generated by the ULD is 32 times lower in frequency than the sound that is received.)

Advantages

- Detects any pressurized air leak up to 20 feet (6.1m) away
- Converts ultrasound to an audible frequency
- LED display confirms the leak location
- Detects leaks in noisy industrial environments
- Sensitivity controls provide accurate detection
- Not affected by contaminants or windy conditions
- Includes accessories to detect leaks in hard to reach areas
- Rugged carrying case
- Meets ASTM standards

Applications

- Locates leaks in air, steam and non-flammable gas systems including pipes, fittings, valves, cylinders and pressure vessels
- Finds the source of bearing and gear wear
- Locates arcing in an electrical system
- Detects refrigeration and air conditioning system leaks
- Locates leaks in brake systems, tubes, tires and radiators
- Senses cracks in moving rubber v-belts
- Detects leaks in vacuum systems
- Checks condition of engine seals



LED indicators on the Ultrasonic Leak Detector show the exact source of the leak or problem.





Ultrasonic Leak Detector

In a plant where loud noise levels exist, it is very difficult to locate leaks by merely listening for them. Most plant noises are in the normal audible range of human hearing, while air escaping from a small orifice is ultrasonic. The ULD can be adjusted to filter out background noise using the three sensitivity settings of X1, X10 and X100 along with an “on/off” thumb wheel for fine sensitivity adjustment. The parabola or tubular extension (shown below) can also be attached to the ULD to mask out intense background noise. The ULD detects only the ultrasonic sounds that are generated.



Parabola

Tubular Adaptor

Tubular Extension

Headphones

Ultrasound is directional in transmission and is loudest at the source. Turbulence created by the air forced through a small orifice generates ultrasonic sound. This emitted sound is called “white noise” and occurs when the air moves from a high pressure area such as a pipe or vessel and escapes to a low pressure area such as the room. The Ultrasonic Leak Detector converts the turbulent flow to a frequency that can be heard using the headphones. As the ULD moves closer to the leak, more LEDs on the display light to confirm the source of the leak.



The Model 9061 Ultrasonic Leak Detector quickly pinpoints a costly leak in a noisy industrial environment.

In some cases, the suspected leak is in a hot area and/or close to moving parts. The tubular extension and parabola make it possible to probe these difficult locations from a distance to isolate the leak.



The Model 9061 Ultrasonic Leak Detector comes complete with a hard-shell plastic case, headphones, parabola, tubular adaptor, tubular extension and 9 volt battery.

Find One Leak - Pay For Your Ultrasonic Leak Detector

Consider one small leak that is equivalent to a 1/16" (1.6mm) diameter hole. At 80 PSIG (5.5 BAR), it consumes 3.8 SCFM or 108 SLPM.

Most large plants know their air cost. If you don't know your actual cost per 1,000 SCF, a reasonable average is \$0.25 per 1,000 SCF (28,329 SL).

Dollars consumed per hour = SCFM consumed x 60 minutes x cost/1,000 SCF
= 3.8 x 60 x \$0.25/1,000
= \$0.06 per hour
= \$1.44 per 24 hour period
= \$10.08 per week
= \$524.16 per year



EXAIR® Standards Compliance

As the leader in standards compliance, EXAIR's products come with more than engineered performance, peak efficiency, the best technical knowledge and unmatched customer service...

EXAIR is dedicated to providing products that have been manufactured to meet the strict requirements of the following standards. These standards provide confidence that you are receiving reliable, high quality products which will perform as stated within the performance charts provided.

Our products meet or exceed the strict safety standards of OSHA and the European Union to ensure the safety of your personnel. Many of these standards will allow your products a smoother transaction when selling your products into international markets.

OSHA and CE Compliance: EXAIR compressed air products comply with OSHA's Safety Requirements (29 CFR 1910.242(b)), the EU General Product Safety Directive (2001/95/EC) and meet the noise limitation requirements (29 CFR-1910.95(a)), of the EU Machinery Directive (2006/42/EC). EXAIR's Electronic Flow Control and Electronic Temperature Control meet the low voltage standards of the EU Low Voltage Directive (2006/95/EC). Some EXAIR products display the CE mark where there are applicable directives. All sound level measurements are taken at 3 feet from product.



RoHS: Electrical portions of EXAIR's Static Eliminators, EFC, ETC, Digital Flowmeter solenoid valves, and thermostats comply with the RoHS (Restriction of Hazardous Substances) Directive 2011/65/EU, including the amendment outlined in the European Commission decision L 214/65.



Conflict Mineral Free: Look for this symbol to designate conflict mineral free products throughout our catalog. EXAIR supports Section 1502 of the Dodd-Frank Wall Street Reform and Consumer Protection Act. We are committed to compliance with the conflict minerals rule in order to curb the illicit trade of tin, tantalum, tungsten and gold in the DRC region. EXAIR is using the CMRT 4.20 template to document our supply chain and commitment to conflict free products.



Reach: Per Regulation (EC) No 1907/2006 Title I, Article 3, paragraph 3, the European Union has recently enacted legislation to register chemicals and substances imported into the EU to ensure a high level of protection of human health and the environment.



Per Title II, Article 7, paragraph 1, articles (products) must be registered when a substance is intended to be released under normal or reasonably foreseeable conditions of use and it is present in those articles in quantities totaling over 1 metric ton per producer or importer per year. Registration of EXAIR products is not required since they do not contain substances that are intentionally released.